



**FULTON, Caroline**

---

**From:** s22  
**Sent:** Tuesday, 31 March 2020 4:50 PM  
**To:** Curnow, Justine; FULTON, Caroline  
**Subject:** FW: Numbers for media release [DLM=For-Official-Use-Only]

s22

To come up with a dollar figure of the impact of government supports we would need to understand the business structures of each of the arts organisations, their individual circumstances such as turnover/reductions in turnover etc. and how these apply to the eligibility criteria

- The 645,000 jobs (2016 Census) are those in the creative and cultural industries as a whole. 868,000 jobs are those in either the creative and cultural industries OR a cultural and/or creative occupation in another industry.
- s22
- s47C
- The businesses and organisations that comprise the Arts sector are of many different kinds: many are sole traders or non-employing partnerships, others are non-profits, trusts, etc.
- s47C

---

**For Official Use Only**

---

**From:** Curnow, Justine <Justine.Curnow@arts.gov.au>  
**Sent:** Tuesday, 31 March 2020 3:59 PM  
**To:** s22  
**Subject:** FW: Numbers for media release [DLM=For-Official-Use-Only]

s22

---

**For Official Use Only**

---

**From:** s47F @arts.gov.au>  
**Sent:** Tuesday, 31 March 2020 3:51 PM  
**To:** FULTON, Caroline <Caroline.FULTON@arts.gov.au>; Bloxsom, Ryan <Ryan.Bloxsom@communications.gov.au>  
**Cc:** s22 @communications.gov.au>; s22 @communications.gov.au>; Curnow, Justine <Justine.Curnow@arts.gov.au>; ARNOTT, Stephen <Stephen.ARNOTT@arts.gov.au>; media <media@communications.gov.au>; s22 @arts.gov.au>  
**Subject:** RE: Numbers for media release [DLM=For-Official-Use-Only]

s47C

**For Official Use Only**

**From:** s47F

**Sent:** Tuesday, 31 March 2020 3:50 PM

**To:** FULTON, Caroline <Caroline.FULTON@arts.gov.au>; Bloxsom, Ryan <Ryan.Bloxsom@communications.gov.au>

**Cc:** s22 @communications.gov.au; s22 @communications.gov.au; Curnow, Justine <Justine.Curnow@arts.gov.au>; ARNOTT, Stephen <Stephen.ARNOTT@arts.gov.au>; media <media@communications.gov.au>; s22 @arts.gov.au

**Subject:** RE: Numbers for media release [DLM=For-Official-Use-Only]

s47C

s22

**For Official Use Only**

**From:** s47F @arts.gov.au

**Sent:** Tuesday, 31 March 2020 3:05 PM

**To:** FULTON, Caroline <Caroline.FULTON@arts.gov.au>

**Cc:** s22 @communications.gov.au; s22 @communications.gov.au; Curnow, Justine <Justine.Curnow@arts.gov.au>; ARNOTT, Stephen <Stephen.ARNOTT@arts.gov.au>; media <media@communications.gov.au>; s22 @arts.gov.au

**Subject:** Re: Numbers for media release [DLM=For-Official-Use-Only]

s22

Sent from my iPhone

On 31 Mar 2020, at 3:01 pm, FULTON, Caroline <Caroline.FULTON@arts.gov.au> wrote:

Sorry I should clarify that the below is based on yesterday's announcement only.

**For Official Use Only**

**From:** FULTON, Caroline

**Sent:** Tuesday, 31 March 2020 3:00 PM

**To:** s47F @arts.gov.au; s22 @communications.gov.au; s22 @communications.gov.au

**Cc:** Curnow, Justine <Justine.Curnow@arts.gov.au>; ARNOTT, Stephen <Stephen.ARNOTT@arts.gov.au>; media <media@communications.gov.au>; s22 @arts.gov.au

**Subject:** Numbers for media release [DLM=For-Official-Use-Only]

Hi s47F s22 and s22

s22

s22

The Government's economic support measures could help as many as 15,000 businesses and 60,000 employees in these sectors. Overall, cultural and creative activity from these and other sectors contributed \$111.7 million or 6.4 per cent to Australia's economy in 2016-17. [note this is from the 2018 release of C&C activity]

The proposed wording is to manage a number of caveats:


- There is no sufficiently detailed data that measures those in creative sectors/occupations affected - this is an approximation and includes Museum Operations, Performing Arts Venue Operation, Creative Artists, Musicians, Writers and Performers, and Performing Arts Operation.
- Affected businesses and employees are estimates:
  - No sufficiently detailed data/modelling to estimate the overall \$ value of the JobKeeper payment. Treasury/Finance are the appropriate sources for this using e.g. ATO data as for WOG considerations would need to be consistent with their costings and macro modelling.
  - Due to data limitations, we have estimated the number of casuals and assumed that all of these are eligible for the JobKeeper payment.
- This is a subset of the sectors that generate cultural and creative activity - that is, it relates directly to areas that are directly identifiable as 'arts' affected by the COVID-19 pandemic. For example, it does not include computer design (part of cultural and creative activity).

Cheers  
Caroline

### **Caroline Fulton**

A/g First Assistant Secretary  
Office for the Arts  
Department of Infrastructure, Transport, Regional Development and Communications  
P +61 2 6271 1102  
M +61 2 6271 1102  
[caroline.fulton@arts.gov.au](mailto:caroline.fulton@arts.gov.au)  
2 Phillip Law Street, Canberra ACT 2601  
GPO Box 594 Canberra, ACT 2601

[communications.gov.au](http://communications.gov.au) / @CommsAu  
[arts.gov.au](http://arts.gov.au) / @artsculturegov

 Sign up to our monthly e-newsletter [ART/works](#) to stay up-to-date with all the latest arts news and funding opportunities.

*I would like to acknowledge the traditional custodians of this land on which we meet, work and live. I recognise and respect their continuing connection to the land, waters and communities. I pay my respect to Elders past and present and to all Aboriginal and Torres Strait Islanders.*

**For Official Use Only**



**FULTON, Caroline**

---

**From:** FULTON, Caroline  
**Sent:** Tuesday, 31 March 2020 5:55 PM  
**To:** s47F ARNOTT, Stephen  
**Cc:** Bloxsom, Ryan; media  
**Subject:** RE: Questions for BCAR [DLM=For-Official-Use-Only]  
**Attachments:** 20MR0022 Fletcher - COVID-19 JobKeeper Payment\_Arts.docx

Hi s47F

The value of all the economy measures announced to date for the arts sector would be weeks' worth of work. We and the sector are still determining eligibility across all the measures. In addition, we would need to then align that eligibility with the many business structures in the sectors, along with the financial impact of COVID on those business types eg do they hit the 30% decrease threshold?

I have discussed with the team in OFTA and we agree that the 60,000 jobs estimate from BCAR is a conservative estimate, but is correct. Employment in the Arts sector that we deal with is difficult to estimate accurately, as ABS data is not sufficiently granular. Of the 800,000 jobs stated that are employed in the broader Creative and Cultural Industries the museums, creative arts and performing arts sectors make up the smaller 60,000 figure. Of that, around 40 per cent could be casual but potentially long term casual. We don't know.

Because this is so complex and we are concerned that we could give the Minister incorrect figures. s47C

s22

s22

Thanks  
 Caroline

---

**From:** s47F @arts.gov.au>  
**Sent:** Tuesday, 31 March 2020 4:50 PM  
**To:** ARNOTT, Stephen <Stephen.ARNOTT@arts.gov.au>; FULTON, Caroline <Caroline.FULTON@arts.gov.au>  
**Cc:** Bloxsom, Ryan <Ryan.Bloxsom@communications.gov.au>  
**Subject:** Questions for BCAR [DLM=For-Official-Use-Only]

Hi Stephen and Caroline

s22

- What is the estimated value of the Government's COVID19 supports announced to date to the arts sector
- What is the estimated value of the JobKeeper announcement to the arts sector

s22

Thanks

s47F

s47F s47F

Office of the Hon Paul Fletcher MP  
 Minister for Communications, Cyber Safety and the Arts

Suite MG.48 | Parliament House | Canberra ACT 2600 | 02 6277 7480

M: s47F

*I would like to acknowledge the traditional custodians of this land on which we meet, work and live. I recognise and respect their continuing connection to the land, waters and communities. I pay my respect to Elders past and present and to all Aboriginal and Torres Strait Islanders.*

**For Official Use Only**



**THE HON PAUL FLETCHER MP**  
Minister for Communications, Cyber Safety and the Arts

s22

“This measure will benefit as many as 15,000 businesses and up to 60,000 employees in the museums, creative arts and performing arts sectors alone. These sectors which contributed more than \$2.4 billion to the economy in 2016-17, including more than \$1.1 billion in wages. Up to \$1.2 billion will be accessed by these sectors through the JobSeeker and JobKeeper measures.”

s22

DRAFT

**FULTON, Caroline**

---

**From:** FULTON, Caroline  
**Sent:** Wednesday, 1 April 2020 12:03 PM  
**To:** s47F  
**Cc:** ARNOTT, Stephen; Curnow, Justine  
**Subject:** FW: Arts Job Keeper Release [DLM=For-Official-Use-Only]  
**Attachments:** Arts Job Keeper Release.docx

Hi s47F

s22

Modelling by the Australia Council shows that the JobKeeper payment ~~will~~ could pump around \$200 million into arts organisations which are funded under the National Partnership Agreement or which receive Four Year Funding.

s22

Caroline

-----Original Message-----

**From:** s47F @arts.gov.au>  
**Sent:** Wednesday, 1 April 2020 10:35 AM  
**To:** FULTON, Caroline <Caroline.FULTON@arts.gov.au>; Curnow, Justine <Justine.Curnow@arts.gov.au>  
**Cc:** ARNOTT, Stephen <Stephen.ARNOTT@arts.gov.au>  
**Subject:** FW: Arts Job Keeper Release [DLM=For-Official-Use-Only]

Hi Caroline and Justine

s22

Thanks

s47F

For Official Use Only

**For Official Use Only**

JobKeeper Payment to deliver hundreds of millions of dollars of support to arts sector

The JobKeeper Payment is estimated to deliver hundreds of millions of dollars of support to Australia's arts sector, PF MCCSA said today.

s22



Many arts workers earn relatively low incomes, so that the payment will provide a full replacement income for some and a significant share of their usual income for others.

s22



Modelling by the Australia Council shows that the JobKeeper payment will pump around \$200 million into arts organisations which are funded under the National Partnership Agreement or which receive Four Year Funding.

Many other arts sector organisations which are not funded by the Australia Council will also receive these payments, meaning that the total arts sector impact is expected to be several hundred million dollars.

The payment of \$1,500 a fortnight, per eligible employee, for up to six months, is in addition to other economy-wide measures already in place in response to the unprecedented impact of COVID-19.

s22





**FULTON, Caroline**

---

**From:** Holloway, Leonie  
**Sent:** Wednesday, 1 April 2020 12:47 PM  
**To:** FULTON, Caroline  
**Cc:** Curnow, Justine; Middleton, Vicki; s22 s22  
**Subject:** RE: Modelling for Arts [DLM=Sensitive]

Hi Caroline

s22

Leonie

**The Government's economic support measures could help as many as 165,000 businesses and 645,000 employees in cultural and creative sectors, with support from the JobKeeper payment up to \$13 billion. Overall cultural and creative activity contributed \$111.7 billion or 6.4 per cent to Australia's economy in 2016-17.**

Assumptions:

1. Cultural and creative sectors are directly related to cultural and creative activity. This excludes industries such as pubs and taverns (which make use of live music) and heavy engineering construction (construction of cultural and creative buildings), which contribute to overall cultural and creative activity.
2. The JobKeeper payment is based on all employment in these cultural and creative sectors, including casuals (based on the assumption most will have been working with a current employer for at least 12 months and are eligible for JobKeeper). It assumes all employees receive the full \$1500 payment available under JobKeeper. It is rounded up from \$12.6 billion to \$13 billion.
3. s22

### Sensitive

---

**From:** FULTON, Caroline <Caroline.FULTON@arts.gov.au>  
**Sent:** Wednesday, 1 April 2020 9:28 AM  
**To:** Holloway, Leonie <Leonie.Holloway@communications.gov.au>  
**Cc:** Curnow, Justine <Justine.Curnow@arts.gov.au>; Middleton, Vicki <Vicki.Middleton@communications.gov.au>  
**Subject:** RE: Modelling for Arts [DLM=Sensitive]

Hi Leonie

s47C

s22

Many thanks  
 Caroline



## Sensitive

**From:** Holloway, Leonie <[Leonie.Holloway@communications.gov.au](mailto:Leonie.Holloway@communications.gov.au)>  
**Sent:** Tuesday, 31 March 2020 2:54 PM  
**To:** FULTON, Caroline <[Caroline.FULTON@arts.gov.au](mailto:Caroline.FULTON@arts.gov.au)>  
**Cc:** Curnow, Justine <[Justine.Curnow@arts.gov.au](mailto:Justine.Curnow@arts.gov.au)>; ARNOTT, Stephen <[Stephen.ARNOTT@arts.gov.au](mailto:Stephen.ARNOTT@arts.gov.au)>; s22  
<[REDACTED]@arts.gov.au>; s22 <[REDACTED]@communications.gov.au>; s22  
<[REDACTED]@communications.gov.au>; Middleton, Vicki <[Vicki.Middleton@communications.gov.au](mailto:Vicki.Middleton@communications.gov.au)>  
**Subject:** RE: Modelling for Arts [DLM=Sensitive]

Hi Caroline

As requested, estimates below and caveats to pass on please:

s22  
[REDACTED] The Government's economic support measures could help as many as 15,000 businesses and 60,000 employees in these sectors. Overall, cultural and creative activity from these and other sectors contributed \$111.7 million or 6.4 per cent to Australia's economy in 2016-17. [note this is from the 2018 release of C&C activity]

The proposed wording is to manage a number of caveats:

- There is no sufficiently detailed data that measures those in creative sectors/occupations affected - this is an approximation and includes Museum Operations, Performing Arts Venue Operation, Creative Artists, Musicians, Writers and Performers, and Performing Arts Operation.
- Affected businesses and employees are estimates:
  - No sufficiently detailed data/modelling to estimate the overall \$ value of the JobKeeper payment. Treasury/Finance are the appropriate sources for this using e.g. ATO data as for WOG considerations would need to be consistent with their costings and macro modelling.
  - Due to data limitations, we have estimated the number of casuals and assumed that all of these are eligible for the JobKeeper payment.
- This is a subset of the sectors that generate cultural and creative activity - that is, it relates directly to areas that are directly identifiable as 'arts' affected by the COVID-19 pandemic. For example, it does not include computer design (part of cultural and creative activity).

Regards

Leonie, s22 and s22

## Sensitive

**From:** FULTON, Caroline <[Caroline.FULTON@arts.gov.au](mailto:Caroline.FULTON@arts.gov.au)>  
**Sent:** Tuesday, 31 March 2020 11:40 AM  
**To:** Holloway, Leonie <[Leonie.Holloway@communications.gov.au](mailto:Leonie.Holloway@communications.gov.au)>; Middleton, Vicki <[Vicki.Middleton@communications.gov.au](mailto:Vicki.Middleton@communications.gov.au)>  
**Cc:** Curnow, Justine <[Justine.Curnow@arts.gov.au](mailto:Justine.Curnow@arts.gov.au)>; ARNOTT, Stephen <[Stephen.ARNOTT@arts.gov.au](mailto:Stephen.ARNOTT@arts.gov.au)>; s22  
<[REDACTED]@arts.gov.au>  
**Subject:** RE: Modelling for Arts [DLM=Sensitive]

s22  
[REDACTED] t

## Sensitive

**From:** Holloway, Leonie <[Leonie.Holloway@communications.gov.au](mailto:Leonie.Holloway@communications.gov.au)>  
**Sent:** Tuesday, 31 March 2020 10:41 AM  
**To:** FULTON, Caroline <[Caroline.FULTON@arts.gov.au](mailto:Caroline.FULTON@arts.gov.au)>; Middleton, Vicki <[Vicki.Middleton@communications.gov.au](mailto:Vicki.Middleton@communications.gov.au)>  
**Cc:** Curnow, Justine <[Justine.Curnow@arts.gov.au](mailto:Justine.Curnow@arts.gov.au)>; ARNOTT, Stephen <[Stephen.ARNOTT@arts.gov.au](mailto:Stephen.ARNOTT@arts.gov.au)>; s22  
<[REDACTED]@arts.gov.au>  
**Subject:** RE: Modelling for Arts [DLM=Sensitive]

s22  
[REDACTED]

## Sensitive



s22 [redacted] what proportion of the Arts sector could / should be benefiting from the current response packages the government has announced in relation to COVID-19.

s22 [redacted] give a sense of what proportion of the packages the Arts sector may be accessing.

s22 [redacted]

Let's catch up tomorrow.

Thanks heaps  
Vicki

**Vicki Middleton**

First Assistant Secretary / Strategy and Research Division  
Department of Infrastructure, Transport, Regional Development and Communications  
P +61 2 6271 1150  
M +s47F [redacted]  
[Vicki.Middleton@communications.gov.au](mailto:Vicki.Middleton@communications.gov.au)

2 Phillip Law Street, Canberra ACT 2601  
GPO Box 594 Canberra, ACT 2601

[communications.gov.au](http://communications.gov.au) / @CommsAu  
[arts.gov.au](http://arts.gov.au) / @artsculturegov  
[infrastructure.gov.au](http://infrastructure.gov.au) / @infra\_regional

*I would like to acknowledge the traditional custodians of this land on which we meet, work and live. I recognise and respect their continuing connection to the land, waters and communities. I pay my respect to Elders past and present and to all Aboriginal and Torres Strait Islanders.*

**Sensitive**

**FULTON, Caroline**

---

**From:** s22  
**Sent:** Wednesday, 1 April 2020 2:27 PM  
**To:** Curnow, Justine; FULTON, Caroline  
**Subject:** FW: Modelling on the JobKeeper measure for cultural and creative activity [DLM=For-Official-Use-Only]

Sorry, knocked that out too fast – we would **NOT** know the tenure.

**For Official Use Only**

---

**From:** s22  
**Sent:** Wednesday, 1 April 2020 2:26 PM  
**To:** FULTON, Caroline <Caroline.FULTON@arts.gov.au>  
**Cc:** Curnow, Justine <Justine.Curnow@arts.gov.au>  
**Subject:** RE: Modelling on the JobKeeper measure for cultural and creative activity [DLM=For-Official-Use-Only]

Hi Caroline, no, I'm with Leonie on this. While we have a figure that suggests 40% casualisation rate for Division R Arts and Recreation (i.e. the 60,000 number – 'core arts' employment), we can't hand on heart apply this to the broader 645,000 number and in any case as Leonie says **we would know the tenure** of those casuals, i.e. less than 12 months.

s47C

Also, worth noting that employment numbers are conservative as they are based on 2016 data, assume employment would be higher now (well at least up until the last few weeks).

Hope that helps.

s22

**For Official Use Only**

---

**From:** FULTON, Caroline <Caroline.FULTON@arts.gov.au>  
**Sent:** Wednesday, 1 April 2020 2:17 PM  
**To:** s22 @arts.gov.au>  
**Cc:** Curnow, Justine <Justine.Curnow@arts.gov.au>  
**Subject:** FW: Modelling on the JobKeeper measure for cultural and creative activity [DLM=For-Official-Use-Only]

s22

**For Official Use Only**

---

**From:** Holloway, Leonie <Leonie.Holloway@co s22  
 [Redacted]  
 [Redacted]  
 [Redacted]  
 [Redacted] r measure for cultural and creative activity [DLM=For-Official-Use-Only]

Hi Caroline

Short answer is we don't have any data on casuals' employment tenure (i.e. if they are less than 12 months), so have assumed all of them potentially are eligible. The 'up to' provides cover on this, and casuals are a relatively small part of the employment pool.

s22

Leonie

**For Official Use Only**

---

**From:** FULTON, Caroline <[Caroline.FULTON@arts.gov.au](mailto:Caroline.FULTON@arts.gov.au)>  
**Sent:** Wednesday, 1 April 2020 1:39 PM  
**To:** Holloway, Leonie <[Leonie.Holloway@communications.gov.au](mailto:Leonie.Holloway@communications.gov.au)>  
**Cc:** Curnow, Justine <[Justine.Curnow@arts.gov.au](mailto:Justine.Curnow@arts.gov.au)>  
**Subject:** FW: Modelling on the JobKeeper measure for cultural and creative activity [DLM=For-Official-Use-Only]

Hi Leonie

s22

C

---

**For Official Use Only**

---

**From:** s47F <[s47F@arts.gov.au](mailto:s47F@arts.gov.au)>  
**Sent:** Wednesday, 1 April 2020 1:20 PM  
**To:** FULTON, Caroline <[Caroline.FULTON@arts.gov.au](mailto:Caroline.FULTON@arts.gov.au)>  
**Cc:** ARNOTT, Stephen <[Stephen.ARNOTT@arts.gov.au](mailto:Stephen.ARNOTT@arts.gov.au)>; Curnow, Justine <[Justine.Curnow@arts.gov.au](mailto:Justine.Curnow@arts.gov.au)>  
**Subject:** RE: Modelling on the JobKeeper measure for cultural and creative activity [DLM=For-Official-Use-Only]

s22

s47F

---

**For Official Use Only**

---

**From:** FULTON, Caroline <[Caroline.FULTON@arts.gov.au](mailto:Caroline.FULTON@arts.gov.au)>  
**Sent:** Wednesday, 1 April 2020 12:54 PM  
**To:** s47F <[s47F@arts.gov.au](mailto:s47F@arts.gov.au)>  
**Cc:** ARNOTT, Stephen <[Stephen.ARNOTT@arts.gov.au](mailto:Stephen.ARNOTT@arts.gov.au)>; Curnow, Justine <[Justine.Curnow@arts.gov.au](mailto:Justine.Curnow@arts.gov.au)>  
**Subject:** Modelling on the JobKeeper measure for cultural and creative activity [DLM=For-Official-Use-Only]

Hi s47F

s22

**The Government's economic support measures could help as many as 165,000 businesses and 645,000 employees in cultural and creative sectors, with support from the JobKeeper payment up to \$13 billion. Overall cultural and creative activity contributed \$111.7 billion or 6.4 per cent to Australia's economy in 2016-17.**

**Assumptions:**

1. Cultural and creative sectors are directly related to cultural and creative activity. This excludes industries such as pubs and taverns (which make use of live music) and heavy engineering construction (construction of cultural and creative buildings), which contribute to overall cultural and creative activity.
2. The JobKeeper payment is based on all employment in these cultural and creative sectors, including casuals (based on the assumption most will have been working with a current employer for at least 12 months and are eligible for JobKeeper). It assumes all employees receive the full \$1500 payment available under JobKeeper. It is rounded up from \$12.6 billion to \$13 billion.

s22

Caroline

---

**For Official Use Only**

**FULTON, Caroline**

---

**From:** FULTON, Caroline  
**Sent:** Wednesday, 1 April 2020 7:43 PM  
**To:** s47F  
**Cc:** ARNOTT, Stephen; Curnow, Justine  
**Subject:** RE: Modelling on the JobKeeper measure for cultural and creative activity [DLM=For-Official-Use-Only]

Hi s47F

In case that question comes the short answer is that we do not have any data on casuals' employment tenure (i.e. if they are less than 12 months), so have assumed all of them potentially are eligible. The 'up to' provides cover on this. BCAR has assumed that casuals are a relatively small part of the employment pool of the cultural creative activity.

We do have some data that suggests 40% casualisation rate for Division R Arts and Recreation (i.e. the 60,000 number – 'core arts' employment), however we can't apply this to the broader 645,000 employee number nor would we know the tenure of those casuals.

s22

Cheers  
 Caroline

**For Official Use Only**

---

**From:** s47F @arts.gov.au>  
**Sent:** Wednesday, 1 April 2020 1:20 PM  
**To:** FULTON, Caroline <Caroline.FULTON@arts.gov.au>  
**Cc:** ARNOTT, Stephen <Stephen.ARNOTT@arts.gov.au>; Curnow, Justine <Justine.Curnow@arts.gov.au>  
**Subject:** RE: Modelling on the JobKeeper measure for cultural and creative activity [DLM=For-Official-Use-Only]

s22

s47F

**For Official Use Only**

---

**From:** FULTON, Caroline <Caroline.FULTON@arts.gov.au>  
**Sent:** Wednesday, 1 April 2020 12:54 PM  
**To:** s47F @arts.gov.au>  
**Cc:** ARNOTT, Stephen <Stephen.ARNOTT@arts.gov.au>; Curnow, Justine <Justine.Curnow@arts.gov.au>  
**Subject:** Modelling on the JobKeeper measure for cultural and creative activity [DLM=For-Official-Use-Only]

Hi s47F

s22

The Government's economic support measures could help as many as 165,000 businesses and 645,000 employees in cultural and creative sectors, with support from the JobKeeper payment up to \$13 billion. Overall cultural and creative activity contributed \$111.7 billion or 6.4 per cent to Australia's economy in 2016-17.

Assumptions:

1. Cultural and creative sectors are directly related to cultural and creative activity. This excludes industries such as pubs and taverns (which make use of live music) and heavy engineering construction (construction of cultural and creative buildings), which contribute to overall cultural and creative activity.
2. The JobKeeper payment is based on all employment in these cultural and creative sectors, including casuals (based on the assumption most will have been working with a current employer for at least 12 months and are eligible for JobKeeper). It assumes all employees receive the full \$1500 payment available under JobKeeper. It is rounded up from \$12.6 billion to \$13 billion.

s22

Caroline

**For Official Use Only**

Jobseeker payment	\$1,500
Number of fortnights in 6 months	13.03571429
Total payments per worker	\$19,553.57
Total workers	645,303
Multiplied by payment	\$12,617,978,304

Businesses impacted 170055

[https://treasury.gov.au/sites/default/files/2020-03/Fact\\_sheet\\_supporting\\_businesses\\_1.pdf](https://treasury.gov.au/sites/default/files/2020-03/Fact_sheet_supporting_businesses_1.pdf)

Calculation

Calculation

Based on reporting used by the Arts previously (43 ANZSIC classes that comprise CCA)

Result

Based on the same 43 ANZSIC classes as above from ABS Entries and Exits of Australian Business



Census - all persons				Australia					
	ANZSIC Code	Males	Females	Persons					
<b>Cultural Industries</b>									
Printing	1611	19,005	9,084	28,095	1351	1351	TRUE		
Reproduction of Recorded Media	1620	990	651	1,641	1352	1352	TRUE		
Book and Magazine Wholesaling	3735	612	1,069	1,684	1611	1611	TRUE		
Entertainment Media Retailing	4242	2,114	1,601	3,720	1612	1612	TRUE		
Newspaper and Book Retailing	4244	6,822	12,355	19,175	1620	1620	TRUE		
Video and Other Electronic Media Rental and Hiring	6632	672	888	1,556	2591	2591	TRUE		
Arts Education	8212	4,917	14,400	19,322	3712	3712	TRUE		
Zoological and Botanical Gardens Operation	8921	1,489	2,167	3,659	3732	3732	TRUE		
Nature Reserves and Conservation Parks Operation	8922	5,839	3,281	9,123	3735	3735	TRUE		
<b>Total Cultural Industries</b>		<b>42,462</b>	<b>45,498</b>	<b>87,961</b>	4242	4242	TRUE		
<b>Creative Industries</b>									
Clothing Manufacturing	1351	2,295	7,040	9,335	4244	4244	TRUE		
Footwear Manufacturing	1352	654	627	1,281	4251	4251	TRUE		
Printing Support Services	1612	1,100	808	1,901	4252	4252	TRUE		
Clothing and Footwear Wholesaling	3712	4,176	5,998	10,179	4253	4253	TRUE		
Clothing Retailing	4251	18,312	79,126	97,439	5411	5411	TRUE		
Footwear Retailing	4252	4,793	13,194	17,985	5412	5412	TRUE		
Other Publishing (except Software, Music and Internet)	5419	81	127	207	5413	5413	TRUE		
Computer System Design and Related Services	7000	122,529	40,348	162,884	5419	5419	TRUE		
<b>Total Creative Industries</b>		<b>153,935</b>	<b>147,262</b>	<b>301,199</b>	5420	5420	TRUE		
<b>Both (considered Cultural AND Creative)</b>									
Jewellery and Silverware Manufacturing	2591	1,655	1,487	3,143	5511	5511	TRUE		
Jewellery and Watch Wholesaling	3732	469	877	1,347	5512	5512	TRUE		
Watch and Jewellery Retailing	4253	4,092	15,389	19,481	5513	5513	TRUE		
Newspaper Publishing	5411	7,652	7,694	15,344	5514	5514	TRUE		
Magazine and Other Periodical Publishing	5412	1,989	3,384	5,365	5521	5521	TRUE		
Book Publishing	5413	1,458	2,849	4,306	5522	5522	TRUE		
Software Publishing	5420	483	203	684	5610	5610	TRUE		
Motion Picture and Video Production	5511	6,415	3,555	9,965	5621	5621	TRUE		
Motion Picture and Video Distribution	5512	217	275	495	5622	5622	TRUE		
Motion Picture Exhibition	5513	4,684	5,660	10,338	5700	5700	TRUE		
Post-production Services and Other Motion Picture and Video Activities	5514	695	271	970	6010	6010	TRUE		
Music Publishing	5521	111	102	215	6632	6632	TRUE		
Music and Other Sound Recording Activities	5522	1,169	210	1,388	6921	6921	TRUE		
Radio Broadcasting	5610	2,972	2,687	5,657	6924	6924	TRUE		
Free-to-Air Television Broadcasting	5621	7,344	6,386	13,732	6940	6940	TRUE		
Cable and Other Subscription Broadcasting	5622	2,093	1,269	3,360	6991	6991	TRUE		
Internet Publishing and Broadcasting	5700	1,076	1,050	2,122	7000	7000	TRUE		
Libraries and Archives	6010	1,874	5,522	7,393	8212	8212	TRUE		
Architectural Services	6921	24,573	14,664	39,234	8910	8910	TRUE		
Other Specialised Design Services	6924	12,148	14,544	26,696	8921	8921	TRUE		
Advertising Services	6940	16,019	17,422	33,438	8922	8922	TRUE		
Professional Photographic Services	6991	4,963	6,049	11,014	9001	9001	TRUE		
Museum Operation	8910	3,347	5,423	8,779	9002	9002	TRUE		
Performing Arts Operation	9001	2,975	3,103	6,078	9003	9003	TRUE		
Creative Artists, Musicians, Writers and Performers	9002	10,643	10,152	20,801					
Performing Arts Venue Operation	9003	2,313	2,485	4,805					
<b>Total Both Cultural/Creative Industries</b>		<b>123,428</b>	<b>132,719</b>	<b>256,147</b>					
<b>Total Cultural Industries</b>		<b>42,462</b>	<b>45,498</b>	<b>87,961</b>					
<b>Total Creative Industries</b>		<b>153,935</b>	<b>147,262</b>	<b>301,199</b>					
<b>Total</b>		<b>319,827</b>	<b>325,483</b>	<b>645,303</b>					

This is census data on employment

WHOLLY OR PARTIALLY CCA

Operating at end of financial year 2018-19

		Non Employing	1-19 Employees	20-199 Employees	200+ Employees	Total		
ANZSIC CODE	ANZSIC class name	Non Employing	1-19 Employees	20-199 Employees	200+ Employees	Total	Partially or wholly	Core
1351	Clothing Manufacturin	1650	1172	102	7	2933	Wholly	TRUE
1352	Footwear Manufacturi	99	80	12	0	0	Wholly	TRUE
1611	Printing	2065	2445	245	7	4762	Partial	TRUE
1612	Printing Support Serv	376	272	16	0	666	Wholly	TRUE
1620	Reproduction of Recor	200	141	12	3	354	Wholly	TRUE
2591	Jewellery and Silverwa	896	497	19	3	1414	Partial	TRUE
3712	Clothing and Footwea	1681	1517	175	19	3391	Wholly	TRUE
3732	Jewellery and Watch V	605	458	20	0	1084	Partial	TRUE
3735	Book and Magazine W	200	130	18	0	354	Wholly	TRUE
4242	Entertainment Media I	373	238	10	3	626	Wholly	TRUE
4244	Newspaper and Book I	1252	2546	76	6	3883	Wholly	TRUE
4251	Clothing Retailing	5960	5352	277	68	11651	Wholly	TRUE
4252	Footwear Retailing	423	670	57	14	1170	Wholly	TRUE
4253	Watch and Jewellery R	1060	1282	63	16	2419	Partial	TRUE
5411	Newspaper Publishing	122	170	32	4	325	Wholly	TRUE
5412	Magazine and Other P	402	369	37	4	816	Partial	TRUE
5413	Book Publishing	682	274	29	4	999	Wholly	TRUE
5419	Other Publishing (exce	115	53	4	0	171	Partial	TRUE
5420	Software Publishing	825	345	25	3	1194	Wholly	TRUE
5511	Motion Picture and Vi	4231	2053	179	18	6481	Wholly	TRUE
5512	Motion Picture and Vi	143	79	12	3	237	Wholly	TRUE
5513	Motion Picture Exhibit	162	135	53	4	355	Wholly	TRUE
5514	Post-production Servic	648	305	13	0	970	Wholly	TRUE
5521	Music Publishing	121	64	3	0	192	Wholly	TRUE
5522	Music and Other Soun	988	466	23	3	1475	Wholly	TRUE
5610	Radio Broadcasting	98	89	15	4	205	Wholly	TRUE
5621	Free-to-Air Television I	46	51	6	6	114	Wholly	TRUE
5622	Cable and Other Subsc	40	33	5	3	83	Wholly	TRUE
5700	Internet Publishing and	1079	416	29	6	1531	Wholly	TRUE
6010	Libraries and Archives	79	33	6	0	120	Wholly	TRUE
6632	Video and Other Elect	381	246	13	0	644	Wholly	TRUE
6921	Architectural Services	6820	6071	243	7	13145	Wholly	TRUE
6924	Other Specialised Desi	10146	5043	137	3	15324	Wholly	TRUE
6940	Advertising Services	7213	4452	352	22	12035	Wholly	TRUE
6991	Professional Photograp	5262	1440	33	0	6733	Wholly	TRUE
7000	Computer System Desi	29180	22982	1090	70	53325	Wholly	TRUE
8212	Arts Education	1855	1364	38	0	3258	Wholly	TRUE
8910	Museum Operation	105	57	9	0	165	Wholly	TRUE
8921	Zoological and Botanic	46	57	13	3	119	Wholly	TRUE
8922	Nature Reserves and C	97	51	19	3	170	Wholly	TRUE
9001	Performing Arts Opera	1165	402	46	0	1619	Wholly	TRUE
9002	Creative Artists, Music	10865	2009	46	0	12922	Wholly	TRUE
9003	Performing Arts Venue	279	269	69	4	621	Wholly	TRUE
Total cultural and crea		221535	147953	11489	1003	382037	#N/A	#N/A

Total								
1351	Clothing Manufacturin	1650	1172	102	7	2933	Wholly	TRUE
1352	Footwear Manufacturi	99	80	12	0	0	Wholly	TRUE
1611	Printing	2065	2445	245	7	4762	Partial	TRUE
1612	Printing Support Serv	376	272	16	0	666	Wholly	TRUE
1620	Reproduction of Recor	200	141	12	3	354	Wholly	TRUE
2591	Jewellery and Silverwa	896	497	19	3	1414	Partial	TRUE
3712	Clothing and Footwea	1681	1517	175	19	3391	Wholly	TRUE
3732	Jewellery and Watch V	605	458	20	0	1084	Partial	TRUE
3735	Book and Magazine W	200	130	18	0	354	Wholly	TRUE
4242	Entertainment Media I	373	238	10	3	626	Wholly	TRUE
4244	Newspaper and Book I	1252	2546	76	6	3883	Wholly	TRUE
4251	Clothing Retailing	5960	5352	277	68	11651	Wholly	TRUE
4252	Footwear Retailing	423	670	57	14	1170	Wholly	TRUE
4253	Watch and Jewellery R	1060	1282	63	16	2419	Partial	TRUE
5411	Newspaper Publishing	122	170	32	4	325	Wholly	TRUE
5412	Magazine and Other P	402	369	37	4	816	Partial	TRUE
5413	Book Publishing	682	274	29	4	999	Wholly	TRUE
5419	Other Publishing (exce	115	53	4	0	171	Partial	TRUE
5420	Software Publishing	825	345	25	3	1194	Wholly	TRUE
5511	Motion Picture and Vi	4231	2053	179	18	6481	Wholly	TRUE
5512	Motion Picture and Vi	143	79	12	3	237	Wholly	TRUE
5513	Motion Picture Exhibit	162	135	53	4	355	Wholly	TRUE
5514	Post-production Servic	648	305	13	0	970	Wholly	TRUE
5521	Music Publishing	121	64	3	0	192	Wholly	TRUE
5522	Music and Other Soun	988	466	23	3	1475	Wholly	TRUE
5610	Radio Broadcasting	98	89	15	4	205	Wholly	TRUE
5621	Free-to-Air Television I	46	51	6	6	114	Wholly	TRUE

5622 Cable and Other Subsc	40	33	5	3	83	Wholly	TRUE
5700 Internet Publishing and	1079	416	29	6	1531	Wholly	TRUE
6010 Libraries and Archives	79	33	6	0	120	Wholly	TRUE
6632 Video and Other Elect	381	246	13	0	644	Wholly	TRUE
6921 Architectural Services	6820	6071	243	7	13145	Wholly	TRUE
6924 Other Specialised Desi	10146	5043	137	3	15324	Wholly	TRUE
6940 Advertising Services	7213	4452	352	22	12035	Wholly	TRUE
6991 Professional Photogra	5262	1440	33	0	6733	Wholly	TRUE
7000 Computer System Desi	29180	22982	1090	70	53325	Wholly	TRUE
8212 Arts Education	1855	1364	38	0	3258	Wholly	TRUE
8910 Museum Operation	105	57	9	0	165	Wholly	TRUE
8921 Zoological and Botanic	46	57	13	3	119	Wholly	TRUE
8922 Nature Reserves and C	97	51	19	3	170	Wholly	TRUE
9001 Performing Arts Opera	1165	402	46	0	1619	Wholly	TRUE
9002 Creative Artists, Music	10865	2009	46	0	12922	Wholly	TRUE
9003 Performing Arts Venue	279	269	69	4	621	Wholly	TRUE

**170055**

**FULTON, Caroline**

---

**From:** s22  
**Sent:** Wednesday, 15 April 2020 4:08 PM  
**To:** s47F  
**Cc:** Holloway, Leonie; Curnow, Justine; FULTON, Caroline; s47F Pip Spence  
**Subject:** RE: Information request - arts wages and employment statistics [SEC=PROTECTED]

Hi s47F

s22

Kind regards,  
s22

---

**From:** s47F @communications.gov.au>  
**Sent:** Wednesday, 15 April 2020 3:02 PM  
**To:** s22 @communications.gov.au>  
**Cc:** Holloway, Leonie <Leonie.Holloway@communications.gov.au>; Curnow, Justine <Justine.Curnow@arts.gov.au>; FULTON, Caroline <Caroline.FULTON@arts.gov.au>; Philippa.Spence@infrastructure.gov.au; s47F @arts.gov.au>  
**Subject:** RE: Information request - arts wages and employment statistics [SEC=PROTECTED]

Hi s22

s22

s22

s22

Regards,

s47F

s47F

**Office of the Hon. Paul Fletcher MP**  
**Minister for Communications, Cyber Safety and the Arts**

Commonwealth Parliamentary Offices | 1 Bligh Street | Sydney NSW 2000 | s47F  
Suite MG.48 | Parliament House | Canberra ACT 2600 | s47F

T: s47F | M: s47F  
E: s47F @communications.gov.au

---

**From:** s22 @communications.gov.au>  
**Sent:** Wednesday, 15 April 2020 2:48 PM  
**To:** s47F @communications.gov.au>  
**Cc:** Holloway, Leonie <Leonie.Holloway@communications.gov.au>; Curnow, Justine <Justine.Curnow@arts.gov.au>;

**Subject:** RE: Information request - arts wages and employment statistics [SEC=PROTECTED]

Hi s47F

Please find a filled in table below. I'd be happy to talk you through the data, sources, and any caveats in more detail, if that would be of assistance.

Note – for the purpose of your request, the Arts sector is defined as **Museum Operation, Creative and Performing Arts**.

(This is a smaller subset than sectors that support 'cultural and creative activity', which includes Museums, Environmental heritage; Libraries and archives; Literature and print media; Performing arts; Design; Broadcasting, electronic or digital media, and film; Music composition and publishing; Visual arts and crafts; Fashion; Other culture goods manufacturing and sales; and Other supporting activities (mainly arts education). See the BCAR's 2018 publication for further background and information.)

Question	Answer	Source / notes
----------	--------	----------------

s22

How much financial support does Job Seeker provide per week?	Varies based on circumstances and income tests	<a href="https://www.servicesaustralia.gov.au/individuals/services/centrelink/jobseeker-payment/how-much-you-can-get">https://www.servicesaustralia.gov.au/individuals/services/centrelink/jobseeker-payment/how-much-you-can-get</a>
If paid fully to the employee, how much financial support does JobKeeper provide?	\$1,500 per fortnight, before tax	<a href="https://treasury.gov.au/sites/default/files/2020-04/Fact_sheet_Info_for_Employees_2.pdf">https://treasury.gov.au/sites/default/files/2020-04/Fact_sheet_Info_for_Employees_2.pdf</a>

s22

s22	s22	s22
<ul style="list-style-type: none"> <li>- s22</li> <li>- Under Job Seeker?</li> <li>- Under Job Keeper?</li> </ul>	<p>\$283 + (\$275 if also eligible for the Coronavirus Supplement = \$558) \$750 (pre-tax)</p>	<p>Under JobSeeker, the \$283 refers to the maximum amount, based on a single person with no children and no other income. <a href="https://www.servicesaustralia.gov.au/individuals/services/centrelink/jobseeker-payment/how-much-you-can-get">https://www.servicesaustralia.gov.au/individuals/services/centrelink/jobseeker-payment/how-much-you-can-get</a> They may also be eligible for the coronavirus supplement of \$550 per fortnight. <a href="https://www.servicesaustralia.gov.au/individuals/services/centrelink/coronavirus-supplement">https://www.servicesaustralia.gov.au/individuals/services/centrelink/coronavirus-supplement</a> The total payments that a person may receive is based on their circumstances and various income and assets tests, so the number will change depending on the person and household in question.</p>

		Under JobKeeper, based on the casual employee being eligible for JobKeeper (tenure of at least a year with current employer). Employers can choose to pay a higher wage to employees, but employees must receive at least \$1500 per fortnight (pre-tax) if JobKeeper is being utilised. <a href="https://treasury.gov.au/sites/default/files/2020-4/Fact%20sheet%20Info%20for%20Employees%20.pdf">https://treasury.gov.au/sites/default/files/2020-4/Fact sheet Info for Employees 2.pdf</a>
How many people are employed in the arts sector?	57,477 (recommend you use 'around 60 000' consistent with previous advice to the MO).	From latest data (February 2020) – ABS 6291.0.55.003 - EQ06 - Employed persons by Industry group of main job (ANZSIC), Sex, State and Territory, November 1984 onwards. <b>Count of all Employees in Museum Operation, Creative and Performing Arts (i.e. not all employees in cultural and creative activity).</b> Note that survey sampling for these industries means that the figure can jump around month to month.

Kind regards,

s22

s22

(A/g) Chief Economist / Bureau of Communications and Arts Research (BCAR)  
Department of Infrastructure, Transport, Regional Development and Communications

s22

[@communications.gov.au](mailto:s22@communications.gov.au)

2 Phillip Law Street, Canberra ACT 2601  
GPO Box 594 Canberra, ACT 2601

[communications.gov.au](http://communications.gov.au) / @CommsAu

[arts.gov.au](http://arts.gov.au) / @artsculturegov

[infrastructure.gov.au](http://infrastructure.gov.au) / @infra\_regional

*I would like to acknowledge the traditional custodians of this land on which we meet, work and live. I recognise and respect their continuing connection to the land, waters and communities. I pay my respect to Elders past and present and to all Aboriginal and Torres Strait Islanders.*

---

**From:** Holloway, Leonie <[Leonie.Holloway@communications.gov.au](mailto:Leonie.Holloway@communications.gov.au)>

**Sent:** Tuesday, 14 April 2020 5:01 PM

**To:** s47F <[s47F@communications.gov.au](mailto:s47F@communications.gov.au)>

**Cc:** s22 <[s22@communications.gov.au](mailto:s22@communications.gov.au)>

**Subject:** RE: Arts stats / arguments / media ideas [SEC=PROTECTED]

s22

**PROTECTED**

---

**From:** s47F <[s47F@communications.gov.au](mailto:s47F@communications.gov.au)>

**Sent:** Tuesday, 14 April 2020 4:40 PM

**To:** Holloway, Leonie <[Leonie.Holloway@communications.gov.au](mailto:Leonie.Holloway@communications.gov.au)>

**Subject:** FW: Arts stats / arguments / media ideas [SEC=PROTECTED]

Hi Leonie,

Thanks so much for your time on the phone just before. Below is the table of questions I'm looking to fill out. Any help you can provide will be greatly appreciated.

Regards,

s47F

Question	Answer	Source
s22		
How much financial support does Job Seeker provide per week?		
If paid fully to the employee, how much financial support does JobKeeper provide?		
s22		
What does a casual employee get paid weekly: <ul style="list-style-type: none"><li>- s22</li><li>- Under Job Seeker?</li><li>- Under Job Keeper?</li></ul>		
How many people are employed in the arts sector?		

s47F s47F

Office of the Hon. Paul Fletcher MP  
Minister for Communications, Cyber Safety and the Arts

Commonwealth Parliamentary Offices | 1 Bligh Street | Sydney NSW 2000 | s47F  
Suite MG.48 | Parliament House | Canberra ACT 2600 | s47F

T: s47F | M: s47F  
E: s47F @communications.gov.au **PROTECTED**

**For Official Use Only**

Note, for the purposes of this request, the Arts Sector is taken to include: Museum Operation, and Creative and Performing Arts.

Question	Answer	Source
What is the average wage in the arts sector? (weekly)		
- Fulltime		5286 (State this is permanent full-time employees) ABS Characteristics of Employment (August 2018) - custom TableBuilder query
- Parttime		836 (State this is permanent part-time employees) ABS Characteristics of Employment (August 2018) - custom TableBuilder query
- Casual		648 (Regardless of terms, based on access to paid leave) ABS Characteristics of Employment (August 2018) - custom TableBuilder query
How much financial support does Job Seeker provide per week?	Varies based on circumstances and income tests	<a href="https://www.serviceseekers.gov.au/individuals/your-employment/jobseeker-payments/how-much-you-can-get">https://www.serviceseekers.gov.au/individuals/your-employment/jobseeker-payments/how-much-you-can-get</a>
If paid fully to the employee, how much financial support does JobSeeker provide?	\$1500 per fortnight, before tax	<a href="https://treasury.gov.au/files/default/Nov2020-04-9-act_sheet_info_for_Employees_2.pdf">https://treasury.gov.au/files/default/Nov2020-04-9-act_sheet_info_for_Employees_2.pdf</a>
What is the average wage of casuals employed in the arts sector?		668 (As above) ABS Characteristics of Employment (August 2018) - custom TableBuilder query
What does a casual employee get paid weekly?		
- On average (monthly)?		738 For all industries, regardless of terms. ABS Characteristics of Employment (August 2018) - custom TableBuilder query
- Under Job Seeker?		233 Maximum amount, based on a single person with no children <a href="https://www.serviceseekers.gov.au/individuals/your-employment/jobseeker-payments/how-much-you-can-get">https://www.serviceseekers.gov.au/individuals/your-employment/jobseeker-payments/how-much-you-can-get</a>
- Under Job Keeper?		750 Based on the casual employee being eligible for JobKeeper (sum of at least a year with current employer). Employers can choose to pay a higher wage to employee, but employees must receive at least \$100 per fortnight (pre tax) if JobKeeper is being utilized. ( <a href="https://treasury.gov.au/files/default/Nov2020-04-9-act_sheet_info_for_Employees_2.pdf">https://treasury.gov.au/files/default/Nov2020-04-9-act_sheet_info_for_Employees_2.pdf</a> )
How many people are employed in the arts sector?		57477 (February 2020) Employees in Museum Operation, Creative and Performing Arts. 6295 to 51,005 - 5208 - Employed persons by industry group of main job (ANZSIC), Sex, State and Territory, November 1984 onwards <a href="#">Note that survey sampling for these industries means that the figures can jump around month to month.</a>



Australian Bureau of Statistics

6291.0.55.003 - EQ06 - Employed persons by Industry group of main job (ANZSIC), Sex, State and Territory, November 1984 onwards

Released at 11.30 am (Canberra time) 26 March 2020

Table 1 : EQ06 - Employed persons by Industry group of main job (ANZSIC), Sex, State and Territory, November 1984 onwards

Sex	(All)
State and territory (STT): ASGS (2016)	(All)
Employed total ('000)	Feb-2020
<b>Agriculture, Forestry and Fishing</b>	<b>337.2</b>
A00 Agriculture, Forestry and Fishing nfd	0.1
010 Agriculture nfd	13.3
011 Nursery and Floriculture Production	11.8
012 Mushroom and Vegetable Growing	25.6
013 Fruit and Tree Nut Growing	33.1
014 Sheep, Beef Cattle and Grain Farming	162.3
015 Other Crop Growing	4.9
016 Dairy Cattle Farming	15.2
017 Poultry Farming	11.3
020 Aquaculture	8.3
030 Forestry and Logging	6.8
040 Fishing, Hunting and Trapping nfd	0.6
041 Fishing	4.7
050 Agriculture, Forestry and Fishing Support Services nfd	0.2
051 Forestry Support Services	3.6
052 Agriculture and Fishing Support Services	20.8
042 Hunting and Trapping	0.8
019 Other Livestock Farming	13.9
<b>Mining</b>	<b>238.4</b>
100 Exploration and Other Mining Support Services nfd	1.0
101 Exploration	14.5
109 Other Mining Support Services	29.1
800 Mining nfd	0.4
060 Coal Mining	43.3
080 Metal Ore Mining	107.4
091 Construction Material Mining	5.8
099 Other Non-Metallic Mineral Mining and Quarrying	4.4
070 Oil and Gas Extraction	29.9
090 Non-Metallic Mineral Mining and Quarrying nfd	2.5
<b>Manufacturing</b>	<b>909.8</b>
110 Food Product Manufacturing nfd	10.9
111 Meat and Meat Product Manufacturing	66.4
112 Seafood Processing	2.0
113 Dairy Product Manufacturing	23.4
114 Fruit and Vegetable Processing	7.4
115 Oil and Fat Manufacturing	0.5
116 Grain Mill and Cereal Product Manufacturing	7.9
117 Bakery Product Manufacturing	65.3
118 Sugar and Confectionery Manufacturing	16.6
119 Other Food Product Manufacturing	32.3
121 Beverage Manufacturing	33.2
122 Cigarette and Tobacco Product Manufacturing	0.5
131 Textile Manufacturing	0.5
132 Leather Tanning, Fur Dressing and Leather Product Manufacturing	2.5
133 Textile Product Manufacturing	15.1
134 Knitted Product Manufacturing	0.3
135 Clothing and Footwear Manufacturing	16.5
141 Log Sawmilling and Timber Dressing	10.9
149 Other Wood Product Manufacturing	32.8
150 Pulp, Paper and Converted Paper Product Manufacturing nfd	4.6
151 Pulp, Paper and Paperboard Manufacturing	5.3
152 Converted Paper Product Manufacturing	9.1
161 Printing and Printing Support Services	31.6
162 Reproduction of Recorded Media	0.3
170 Petroleum and Coal Product Manufacturing	9.7
180 Basic Chemical and Chemical Product Manufacturing nfd	2.9
181 Basic Chemical Manufacturing	4.5
182 Basic Polymer Manufacturing	2.1
183 Fertiliser and Pesticide Manufacturing	5.4
184 Pharmaceutical and Medicinal Product Manufacturing	30.7
185 Cleaning Compound and Toiletary Preparation Manufacturing	8.9
189 Other Basic Chemical Product Manufacturing	3.6
190 Polymer Product and Rubber Product Manufacturing nfd	2.6
191 Polymer Product Manufacturing	29.7
192 Natural Rubber Product Manufacturing	1.3
200 Non-Metallic Mineral Product Manufacturing nfd	0.4
201 Glass and Glass Product Manufacturing	5.3
202 Ceramic Product Manufacturing	2.7
203 Cement, Lime, Plaster and Concrete Product Manufacturing	13.1
209 Other Non-Metallic Mineral Product Manufacturing	9.6
210 Primary Metal and Metal Product Manufacturing nfd	3.2
211 Basic Ferrous Metal Manufacturing	33.6
212 Basic Ferrous Metal Product Manufacturing	6.6
213 Basic Non-Ferrous Metal Manufacturing	28.3
214 Basic Non-Ferrous Metal Product Manufacturing	9.2
220 Fabricated Metal Product Manufacturing nfd	2.6
222 Structural Metal Product Manufacturing	24.2
223 Metal Container Manufacturing	9.3
224 Sheet Metal Product Manufacturing (except Metal Structural and Container Products)	1.5

229 Other Fabricated Metal Product Manufacturing	22.7
231 Motor Vehicle and Motor Vehicle Part Manufacturing	30.2
239 Other Transport Equipment Manufacturing	32.2
240 Machinery and Equipment Manufacturing nfd	8.1
241 Professional and Scientific Equipment Manufacturing	14.5
242 Computer and Electronic Equipment Manufacturing	13.8
243 Electrical Equipment Manufacturing	16.5
244 Domestic Appliance Manufacturing	7.8
245 Pump, Compressor, Heating and Ventilation Equipment Manufacturing	5.1
246 Specialised Machinery and Equipment Manufacturing	26.6
249 Other Machinery and Equipment Manufacturing	17.2
250 Furniture and Other Manufacturing nfd	1.7
251 Furniture Manufacturing	40.3
259 Other Manufacturing	24.6
C00 Manufacturing nfd	1.6
Electricity, Gas, Water and Waste Services	136.1
260 Electricity Supply nfd	20.2
261 Electricity Generation	16.2
262 Electricity Transmission	3.6
263 Electricity Distribution	17.6
264 On Selling Electricity and Electricity Market Operation	6.8
270 Gas Supply	10.5
281 Water Supply, Sewerage and Drainage Services	25.3
290 Waste Collection, Treatment and Disposal Services nfd	5.0
291 Waste Collection Services	22.3
292 Waste Treatment, Disposal and Remediation Services	8.6
Construction	1184.2
300 Building Construction nfd	122.6
301 Residential Building Construction	134.2
302 Non-Residential Building Construction	51.1
310 Heavy and Civil Engineering Construction	107.2
320 Construction Services nfd	7.5
321 Land Development and Site Preparation Services	58.5
322 Building Structure Services	107.7
323 Building Installation Services	278.5
324 Building Completion Services	195.3
329 Other Construction Services	121.2
E00 Construction nfd	0.5
Wholesale Trade	386.1
330 Basic Material Wholesaling nfd	2.6
331 Agricultural Product Wholesaling	21.9
332 Mineral, Metal and Chemical Wholesaling	22.9
333 Timber and Hardware Goods Wholesaling	41.7
340 Machinery and Equipment Wholesaling nfd	1.7
341 Specialised Industrial Machinery and Equipment Wholesaling	33.5
349 Other Machinery and Equipment Wholesaling	68.0
350 Motor Vehicle and Motor Vehicle Parts Wholesaling	21.1
360 Grocery, Liquor and Tobacco Product Wholesaling	59.0
370 Other Goods Wholesaling nfd	6.4
371 Textile, Clothing and Footwear Wholesaling	15.9
372 Pharmaceutical and Toiletry Goods Wholesaling	21.3
373 Furniture, Floor Covering and Other Goods Wholesaling	61.0
380 Commission-Based Wholesaling	9.1
Retail Trade	1265.8
391 Motor Vehicle Retailing	64.0
392 Motor Vehicle Parts and Tyre Retailing	36.0
400 Fuel Retailing	34.1
410 Food Retailing nfd	4.4
411 Supermarket and Grocery Stores	288.0
412 Specialised Food Retailing	103.2
420 Other Store-Based Retailing nfd	8.4
421 Furniture, Floor Coverings, Houseware and Textile Goods Retailing	61.7
422 Electrical and Electronic Goods Retailing	65.7
423 Hardware, Building and Garden Supplies Retailing	86.5
424 Recreational Goods Retailing	48.2
425 Clothing, Footwear and Personal Accessory Retailing	152.6
426 Department Stores	66.8
427 Pharmaceutical and Other Store-Based Retailing	217.4
430 Non-Store Retailing and Retail Commission-Based Buying and/or Selling nfd	0.2
431 Non-Store Retailing	25.2
432 Retail Commission-Based Buying and/or Selling	1.7
G00 Retail Trade nfd	2.0
Accommodation and Food Services	934.8
440 Accommodation	97.8
450 Food and Beverage Services nfd	2.9
451 Cafes, Restaurants and Takeaway Food Services	689.8
452 Pubs, Taverns and Bars	92.5
453 Clubs (Hospitality)	51.7
Transport, Postal and Warehousing	667.0
460 Road Transport nfd	1.0
461 Road Freight Transport	203.8
462 Road Passenger Transport	81.2
470 Rail Transport nfd	31.3
471 Rail Freight Transport	8.5
472 Rail Passenger Transport	9.7
480 Water Transport nfd	2.3
481 Water Freight Transport	4.5
482 Water Passenger Transport	4.9
490 Air and Space Transport	51.7

501 Scenic and Sightseeing Transport	5.5
502 Pipeline and Other Transport	0.1
510 Postal and Courier Pick-up and Delivery Services	101.0
520 Transport Support Services nfd	0.0
521 Water Transport Support Services	24.5
522 Airport Operations and Other Air Transport Support Services	14.6
529 Other Transport Support Services	49.4
530 Warehousing and Storage Services	72.4
100 Transport, Postal and Warehousing nfd	0.7
Information Media and Telecommunications	212.0
540 Publishing (except Internet and Music Publishing) nfd	6.9
541 Newspaper, Periodical, Book and Directory Publishing	19.3
551 Motion Picture and Video Activities	32.6
552 Sound Recording and Music Publishing	2.6
560 Broadcasting (except Internet) nfd	0.8
561 Radio Broadcasting	13.4
562 Television Broadcasting	13.9
570 Internet Publishing and Broadcasting	0.9
580 Telecommunications Services	90.4
591 Internet Service Providers and Web Search Portals	5.8
592 Data Processing, Web Hosting and Electronic Information Storage Services	4.7
600 Library and Other Information Services nfd	0.5
601 Libraries and Archives	19.5
602 Other Information Services	0.6
Financial and Insurance Services	474.8
620 Finance nfd	6.6
621 Central Banking	2.1
622 Depository Financial Intermediation	178.6
623 Non-Depository Financing	3.9
624 Financial Asset Investing	8.8
631 Life Insurance	7.1
632 Health and General Insurance	86.7
633 Superannuation Funds	21.5
641 Auxiliary Finance and Investment Services	142.3
642 Auxiliary Insurance Services	16.5
K00 Financial and Insurance Services nfd	0.6
Rental, Hiring and Real Estate Services	214.0
660 Rental and Hiring Services (except Real Estate) nfd	1.3
661 Motor Vehicle and Transport Equipment Rental and Hiring	9.8
663 Other Goods and Equipment Rental and Hiring	24.7
670 Property Operators and Real Estate Services nfd	1.8
671 Property Operators	46.2
672 Real Estate Services	130.2
Professional, Scientific and Technical Services	1173.0
690 Professional, Scientific and Technical Services (Except Computer System Design and Related Services) nfd	0.4
691 Scientific Research Services	38.0
692 Architectural, Engineering and Technical Services	307.3
693 Legal and Accounting Services	280.1
694 Advertising Services	47.6
695 Market Research and Statistical Services	35.7
696 Management and Related Consulting Services	120.2
697 Veterinary Services	38.3
699 Other Professional, Scientific and Technical Services	28.2
700 Computer System Design and Related Services	277.3
Administrative and Support Services	450.5
720 Administrative Services nfd	2.6
721 Employment Services	103.7
722 Travel Agency and Tour Arrangement Services	42.8
729 Other Administrative Services	69.8
731 Building Cleaning, Pest Control and Gardening Services	224.5
732 Packaging Services	6.9
730 Building Cleaning, Pest Control and Other Support Services nfd	0.3
Public Administration and Safety	829.2
750 Public Administration nfd	6.4
751 Central Government Administration	158.4
752 State Government Administration	260.0
753 Local Government Administration	156.0
754 Justice	24.3
755 Government Representation	1.0
760 Defence	23.8
770 Public Order, Safety and Regulatory Services nfd	0.6
771 Public Order and Safety Services	193.0
772 Regulatory Services	5.7
Education and Training	1097.6
800 Preschool and School Education nfd	2.7
801 Preschool Education	57.4
802 School Education	559.6
810 Tertiary Education	255.2
820 Adult, Community and Other Education nfd	3.4
821 Adult, Community and Other Education	208.4
822 Educational Support Services	8.1
P00 Education and Training nfd	2.7
Health Care and Social Assistance	1800.1
840 Hospitals	494.2
850 Medical and Other Health Care Services nfd	27.1
851 Medical Services	180.7
852 Pathology and Diagnostic Imaging Services	45.9
853 Allied Health Services	260.5
859 Other Health Care Services	27.9

860 Residential Care Services	262.8
870 Social Assistance Services nfd	7.0
871 Child Care Services	139.6
879 Other Social Assistance Services	354.6
Arts and Recreation Services	252.5
891 Museum Operation	12.1
892 Parks and Gardens Operations	26.3
900 Creative and Performing Arts Activities	45.4
911 Sports and Physical Recreation Activities	114.0
912 Horse and Dog Racing Activities	7.8
913 Amusement and Other Recreation Activities	15.2
920 Gambling Activities	31.3
R00 Arts and Recreation Services nfd	0.5
Other Services	493.6
940 Repair and Maintenance nfd	1.0
941 Automotive Repair and Maintenance	146.4
942 Machinery and Equipment Repair and Maintenance	81.5
949 Other Repair and Maintenance	12.7
951 Personal Care Services	110.9
952 Funeral, Crematorium and Cemetery Services	4.9
953 Other Personal Services	55.5
954 Religious Services	29.9
955 Civic, Professional and Other Interest Group Services	45.1
960 Private Households Employing Staff and Undifferentiated Goods- and Service-Producing Activities of Households for Own Use	5.6







**FULTON, Caroline**

---

**From:** ARNOTT, Stephen  
**Sent:** Thursday, 16 April 2020 5:00 PM  
**To:** FULTON, Caroline  
**Cc:** Curnow, Justine; s22  
**Subject:** RE: Fact check by COB today please [DLM=For-Official-Use-Only]  
**Attachments:** Value of support to arts.docx

s22

---

**From:** s47F @arts.gov.au>  
**Sent:** Thursday, 16 April 2020 3:35 PM  
**To:** FULTON, Caroline <Caroline.FULTON@arts.gov.au>  
**Cc:** Curnow, Justine <Justine.Curnow@arts.gov.au>; ARNOTT, Stephen <Stephen.ARNOTT@arts.gov.au>  
**Subject:** Fact check by COB today please [DLM=For-Official-Use-Only]

Hi all

s22

s47F

s47F

s47F

Office of the Hon Paul Fletcher MP  
 Minister for Communications, Cyber Safety and the Arts

Suite MG.48 | Parliament House | Canberra ACT 2600 | 02 6277 7480  
 Commonwealth Parliamentary Offices | 1 Bligh Street | Sydney NSW 2000 | s47F

M: s47F

*I would like to acknowledge the traditional custodians of this land on which we meet, work and live. I recognise and respect their continuing connection to the land, waters and communities. I pay my respect to Elders past and present and to all Aboriginal and Torres Strait Islanders.*

**For Official Use Only**



- Many people who work in the cultural and creative sector will be eligible for the JobKeeper Payment. Under the JobKeeper payment, the Government is providing \$1,500 per fortnight per eligible employee for up to 6 months for eligible businesses. The payment will also be available to the self-employed.
  - **If we say that half the people working in the creative and cultural sector are full time or have been employed as a casual for over 12 months that, is \$7.8 billion to the sector over six months. and also assume that employing businesses have lost 30% of their revenue (or 15% if they are not-for-profit)**  
Calculations:  $(1,500 * 400,000) * 13 = \$7.8 \text{ billion}$
  - **If we say 20 per cent of the sector is eligible, that is still \$2.3 billion over six months.**

Calculations:  $(1,500 * 160,000) * 13 = \$2.4 \text{ billion}$

- People who have been employed on a casual contract for under 12 months may apply for JobSeeker. The Government has waived the usual waiting times and assets test requirements. JobSeeker is paid to individuals through Centrelink, **Services Australia** at a rate of \$1,115.65 a fortnight including the Coronavirus supplement. Those who receive JobSeeker are also eligible for other benefits such as Commonwealth Rental Assistance.

s22

- **If we say that half the people working in the creative and cultural sector are casuals for under 12 months that, is \$5.8 billion to the sector.**

Calculations:  $(1,115.65 * 400,000) * 13 = \$5.8 \text{ billion}$

- **If we say 20 per cent of the sector is eligible, that is still \$2.3 billion.**

Calculations:  $(1,115.65 * 120,000) * 13 = \$2.3 \text{ billion}$

s22

#### Total support to the arts

That is an injection of **\$4.5 billion** to the sector with conservative assumptions:

- half of AC companies get half of what's on offer for cash flow assistance
- 20 per cent eligibility JS. That is support for 120,000 people.
- 20 per cent eligibility JK. That is support for 120,000 people.

That is an injection of **\$14 billion** with less conservative assumptions:


- half of AC companies get half of what's on offer for cash flow assistance
- half per cent eligibility JS. That is support for 400,000 people.
- half per cent eligibility JK. That is support for 400,000 people.

#### Organisation examples:

s47G

s47G

s22





**FULTON, Caroline**

---

**From:** s22  
**Sent:** Thursday, 16 April 2020 4:55 PM  
**To:** Curnow, Justine; FULTON, Caroline  
**Cc:** s22; Holloway, Leonie; s22  
**Subject:** RE: Fact check by COB today please [DLM=For-Official-Use-Only]  
**Attachments:** Value of support to arts - OFTA fact check.docx

Hi Justine and Caroline,

s22

s22

**For Official Use Only**

---

**From:** Curnow, Justine <Justine.Curnow@arts.gov.au>  
**Sent:** Thursday, 16 April 2020 3:47 PM  
**To:** Holloway, Leonie <Leonie.Holloway@communications.gov.au> s22  
 @communications.gov.au  
**Cc:** FULTON, Caroline <Caroline.FULTON@arts.gov.au>; s22 @arts.gov.au  
**Subject:** FW: Fact check by COB today please [DLM=For-Official-Use-Only]

Dear Leonie and s22

s22

Many thanks

Justine

**For Official Use Only**

---

**From:** s47F @arts.gov.au>  
**Sent:** Thursday, 16 April 2020 3:35 PM  
**To:** FULTON, Caroline <Caroline.FULTON@arts.gov.au>  
**Cc:** Curnow, Justine <Justine.Curnow@arts.gov.au>; ARNOTT, Stephen <Stephen.ARNOTT@arts.gov.au>  
**Subject:** Fact check by COB today please [DLM=For-Official-Use-Only]

Hi all

s22

s47F

s47F s47F

Office of the Hon Paul Fletcher MP  
 Minister for Communications, Cyber Safety and the Arts

Suite MG.48 | Parliament House | Canberra ACT 2600 | 02 6277 7480  
 Commonwealth Parliamentary Offices | 1 Bligh Street | Sydney NSW 2000 | s47F

M: s47F

*I would like to acknowledge the traditional custodians of this land on which we meet, work and live. I recognise and respect their continuing connection to the land, waters and communities. I pay my respect to Elders past and present and to all Aboriginal and Torres Strait Islanders.*

**For Official Use Only**

- Many people who work in the cultural and creative sector will be eligible for the JobKeeper Payment. Under the JobKeeper payment, the Government is providing \$1,500 per fortnight per eligible employee for up to 6 months for eligible businesses. The payment will also be available to the self-employed.



- If we say that half the people working in the creative and cultural sector are full time or have been employed as a casual for over 12 months that, is \$7.8 billion to the sector over six months. and also assume that employing businesses have lost 30% of their revenue (or 15% if they are charities).  
Calculations:  $(1,500 * 400,000) * 13 = \$7.8$  billion

- If we say 20 per cent of the sector is eligible, that is still \$3.1 billion over six months.  
Calculations:  $(1,500 * 160,000) * 13 = \$3.1$  billion

- People who have been employed on a casual basis for under 12 months with their current employer may apply for JobSeeker. The Government has waived the usual waiting times and assets test requirements. JobSeeker is paid to individuals through Centrelink, Services Australia at a rate of \$1,115.65 a fortnight including the Coronavirus supplement. Those who receive JobSeeker are also eligible for other benefits such as Commonwealth Rental Assistance.

Deleted: 2.3

Deleted: 2.4

Deleted: contract

s22

- If we say that half the people working in the creative and cultural sector are casuals for under 12 months that, is \$5.8 billion to the sector.  
Calculations:  $(1,115.65 * 400,000) * 13 = \$5.8$  billion
- If we say 20 per cent of the sector is eligible, that is still \$2.3 billion.  
Calculations:  $(1,115.65 * 160,000) * 13 = \$2.3$  billion

Deleted: 120

s22

#### Total support to the arts

That is an injection of \$5.4 billion to the sector with conservative assumptions:

- half of AC companies get half of what's on offer for cash flow assistance
- 20 per cent eligibility JS. That is support for 120,000 people.
- 20 per cent eligibility JK. That is support for 120,000 people.

That is an injection of \$13.6 billion with less conservative assumptions:

- half of AC companies get half of what's on offer for cash flow assistance
- 50 per cent eligibility JS. That is support for 400,000 people.

Deleted: 4.5

Commented [FC4]: \$4.3m as above

Commented [FC5]: \$2.3b as above

Commented [FC6]: \$3.1b as above

Deleted: 14

Commented [FC7]: \$4.3m as above

Commented [FC8]: \$5.8b as above

Deleted: half

- 50 per cent eligibility JK. That is support for 400,000 people.

Organisation examples:

s47G

Commented [FC9]: \$7.8b as above


Deleted: half


s47G

s22

t

s22





**FULTON, Caroline**

---

**From:** FULTON, Caroline  
**Sent:** Thursday, 16 April 2020 5:31 PM  
**To:** s47F  
**Cc:** Curnow, Justine; ARNOTT, Stephen; s22  
**Subject:** RE: Fact check by COB today please [DLM=For-Official-Use-Only]  
**Attachments:** Value of support to arts - fact check.docx

Hi s47F

s22

Caroline

---

**For Official Use Only**

---

**From:** s47F @arts.gov.au>  
**Sent:** Thursday, 16 April 2020 3:35 PM  
**To:** FULTON, Caroline <Caroline.FULTON@arts.gov.au>  
**Cc:** Curnow, Justine <Justine.Curnow@arts.gov.au>; ARNOTT, Stephen <Stephen.ARNOTT@arts.gov.au>  
**Subject:** Fact check by COB today please [DLM=For-Official-Use-Only]

Hi all

s22

s47F

s47F

s47F

Office of the Hon Paul Fletcher MP  
Minister for Communications, Cyber Safety and the Arts

Suite MG.48 | Parliament House | Canberra ACT 2600 | 02 6277 7480  
Commonwealth Parliamentary Offices | 1 Bligh Street | Sydney NSW 2000 | s47F

M: s47F

*I would like to acknowledge the traditional custodians of this land on which we meet, work and live. I recognise and respect their continuing connection to the land, waters and communities. I pay my respect to Elders past and present and to all Aboriginal and Torres Strait Islanders.*

---

**For Official Use Only**

---

- Many people who work in the cultural and creative sector will be eligible for the JobKeeper Payment. Under the JobKeeper payment, the Government is providing \$1,500 per fortnight per eligible employee for up to 6 months for eligible businesses. The payment will also be available to the self-employed.

- If we say that half the people working in the creative and cultural sector are full time or have been employed as a casual for over 12 months that, is \$7.8 billion to the sector over six months, and also assume that employing businesses have lost 30% of their revenue (or 15% if they are charities).  
Calculations:  $(1,500 * 400,000) * 13 = \$7.8$  billion

- If we say 20 per cent of the sector is eligible, that is still \$2.33.1 billion over six months.  
Calculations:  $(1,500 * 160,000) * 13 = \$2.43.1$  billion

- People who have been employed on a casual contract-basis for under 12 months with their current employer may apply for JobSeeker. The Government has waived the usual waiting times and assets test requirements. JobSeeker is paid to individuals through Centrelink, Services Australia at a rate of \$1,115.65 a fortnight including the Coronavirus supplement. Those who receive JobSeeker are also eligible for other benefits such as Commonwealth Rental Assistance.

s22

- If we say that half the people working in the creative and cultural sector are casuals for under 12 months that, is \$5.8 billion to the sector.

Calculations:  $(1,115.65 * 400,000) * 13 = \$5.8$  billion

- If we say 20 per cent of the sector is eligible, that is still \$2.3 billion.

Calculations:  $(1,115.65 * 120160,000) * 13 = \$2.3$  billion

s22

#### Total support to the arts

That is an injection of \$4.55.4 billion to the sector with conservative assumptions:

- half of AC companies get half of what's on offer for cash flow assistance
- 20 per cent eligibility JS. That is support for 120,000 people.
- 20 per cent eligibility JK. That is support for 120,000 people.

Commented [FC4]: \$4.3m as above

Commented [FC5]: \$2.3b as above

Commented [FC6]: \$3.1b as above

That is an injection of \$14.13.6 billion with less conservative assumptions:

- half of AC companies get half of what's on offer for cash flow assistance

Commented [FC7]: \$4.3m as above

- half50 per cent eligibility JS. That is support for 400,000 people.
- half50 per cent eligibility JK. That is support for 400,000 people.

Commented [FC8]: \$5.8b as above

Commented [FC9]: \$7.8b as above

Organisation examples:

s47G

s47G

s22

s22





