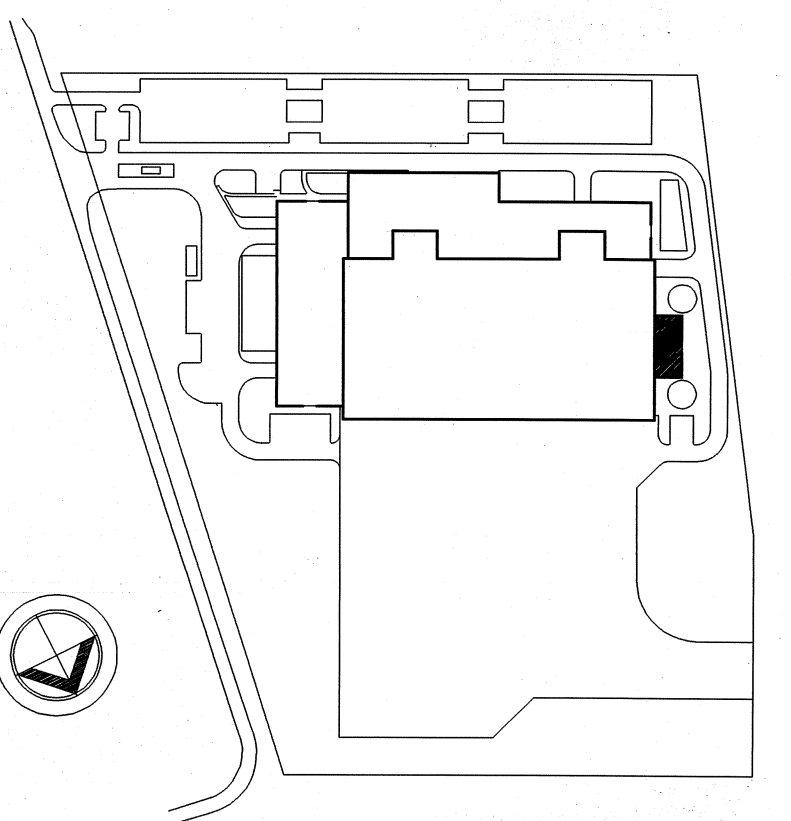




Client
QANTAS AIRWAYS LIMITED

Project:
**BRISBANE AIRPORT
HEAVY MAINTENANCE HANGAR**



**STRARCH MULTIPLEX
JOINT VENTURE**

BRISBANE AIRPORT HEAVY MAINTENANCE HANGAR
DESIGN AND DOCUMENTATION

RESUBMITTED FOR FINAL CONSENT
/ FOR CONSTRUCTION

This drawing is issued by Multiplex Constructions Pty.
Limited for progressive consent by Qantas Airways Limited
for the following elements:

1. DESIGN CONCEPT
2. EQUIPMENT LOCATIONS
- 3.
- 4.

Multiplex Constructions Pty Ltd

Date



A	25/10/04	ISSUED FOR FINAL APPROVAL CONSTRUCTION ISSUE	JB
1	18/10/04	FOR INFORMATION	JB
0	27/06/04	FOR INFORMATION	JB
Rev	Date	Description	By

Do not scale this drawing

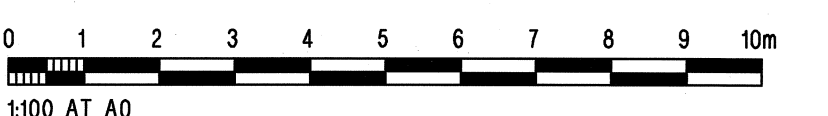
© This drawing is protected by copyright

Discipline: FIRE SERVICES



Chubb Fire Safety
Systems Division
1/1075 Beaudesert Road,
Archerfield QLD 4108
Tel: +61 (0)7 3246 3900
Fax: +61 (0)7 3246 3944
www.chubb.com.au

Title:
**FIRE PUMP & VALVE ROOM
FLOOR PLAN, DRAINAGE AND
TANK INFILL LOCATIONS**

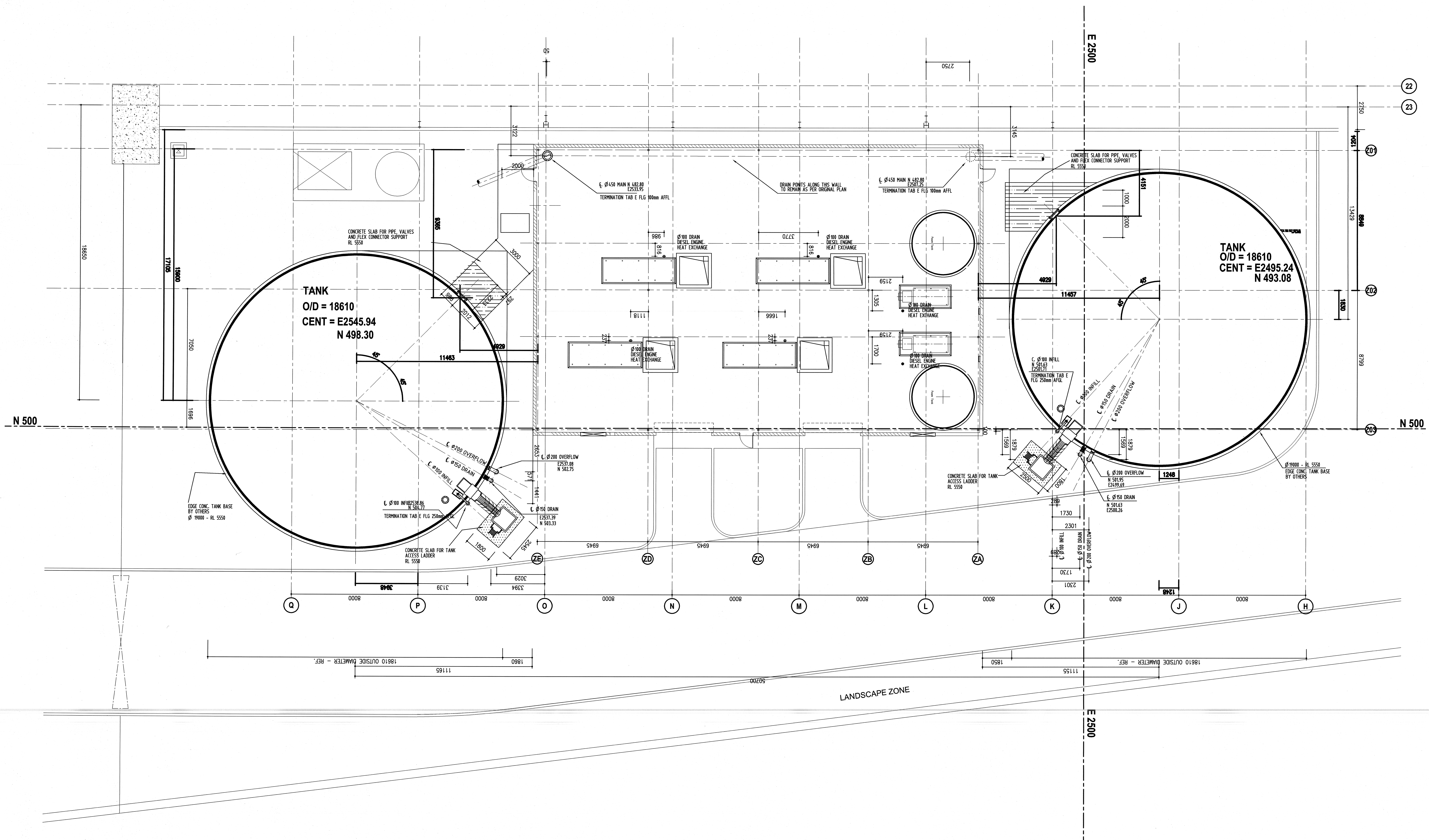


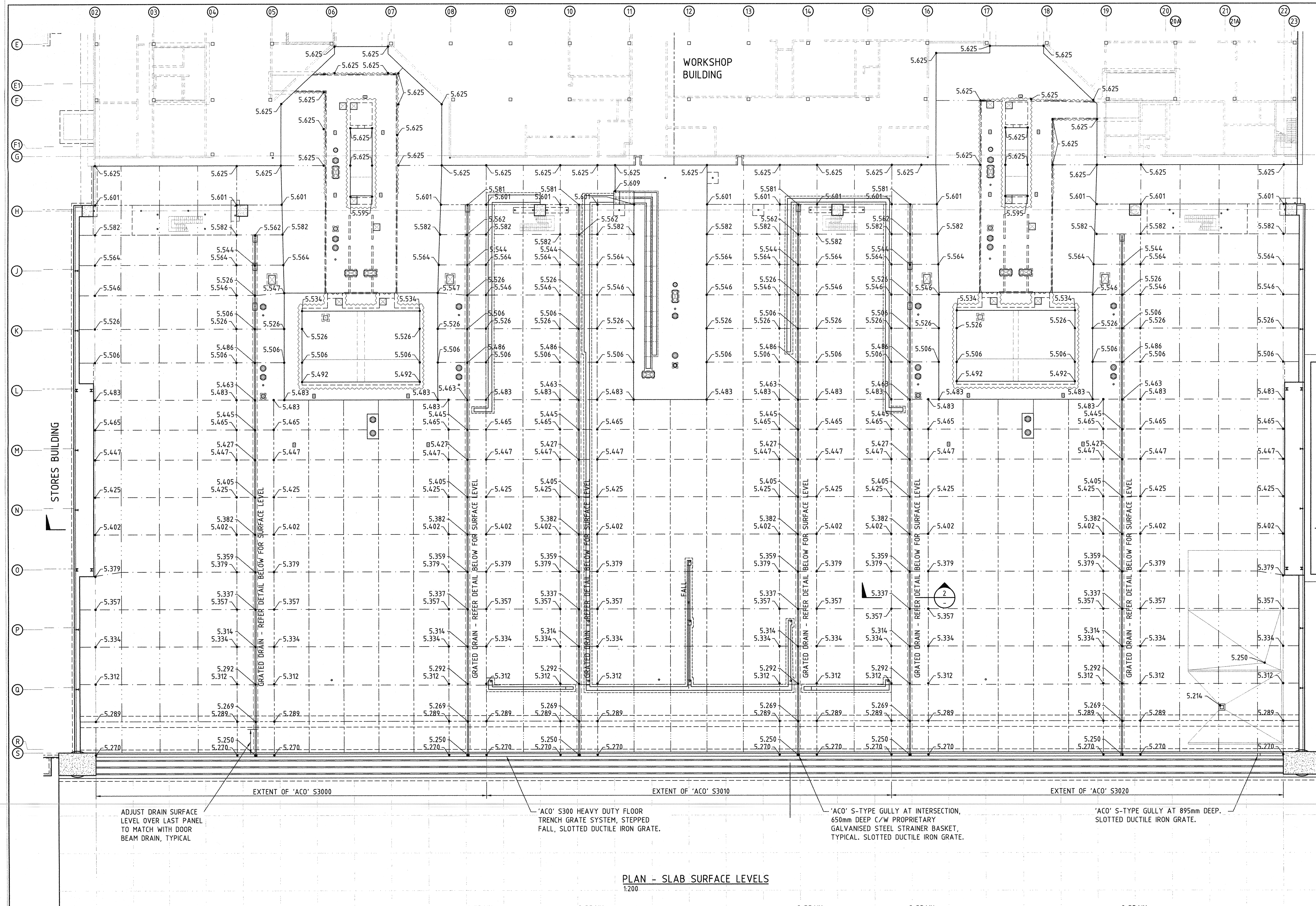
Drawn By: JB. QA Document Control: -
Scale at A0: 1:50. CO Review: -
Date Drawn: 28 JUNE 2004. DO Review: -
Checked By: JB. Tender Review: -
Date Checked: SEPTEMBER 2004. WD Review: -

Project Number: 830103/QB001 Area Reference: -


Drawing Number: MS.03

22 NOV 2004
Drawing Status: CONSTRUCTION



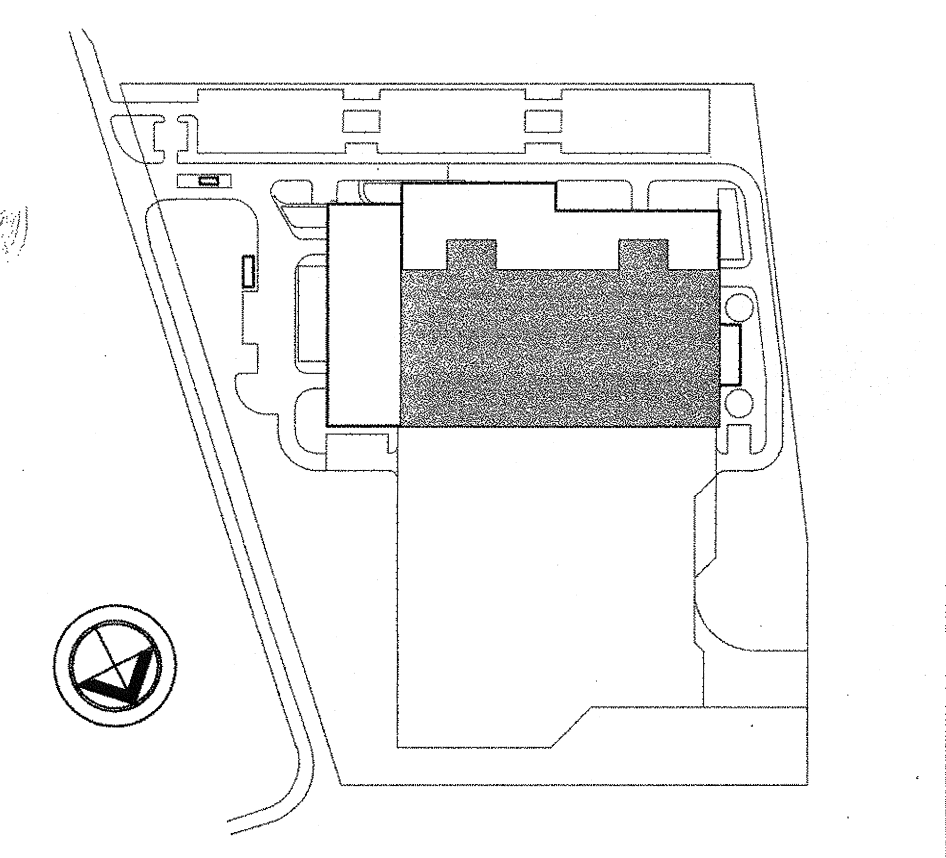


- NOTES**
1. REFER TO DRG. 515-S-110 FOR SLAB ON GROUND GENERAL ARRANGEMENT PLAN SHOWING SLAB SETOUT DIMENSIONS AND DETAILS
 2. 5.562 DENOTES TOP OF CONCRETE SLAB FINISHED SURFACE LEVEL



Client:
QANTAS AIRWAYS LIMITED

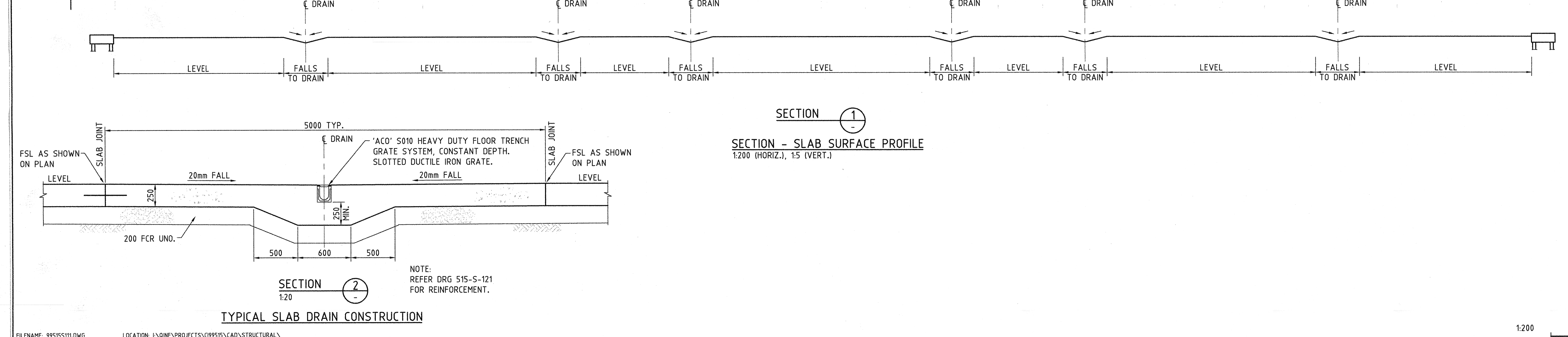
Project:
**BRISBANE AIRPORT
HEAVY MAINTENANCE
HANGAR**



MULTIPLEX
Level 24, Waterfront Place
1 Eagle Street, Brisbane, QLD, 4001
Telephone: (07) 3220 1166 Facsimile: (07) 3220 1177

AS CONSTRUCTED DRAWINGS

THIS DRAWING IS BASED ON THE SINCLAIR KNIGHT MERZ DESIGN DRAWINGS TOGETHER WITH INFORMATION PROVIDED BY MULTIPLEX RELATING TO CHANGES MADE DURING CONSTRUCTION. SINCLAIR KNIGHT MERZ DID NOT WITNESS ALL OF THE WORKS BEING CONSTRUCTED SO ARE NOT ABLE TO VERIFY COMPLIANCE WITH THE DESIGN DRAWINGS. THE ACTUAL WORKS CONSTRUCTED MAY VARY FROM THOSE SHOWN ON THE DRAWINGS.



Rev	Date	Description	By
9	25.11.04	AS CONSTRUCTED	JP
8	18.03.04	FOR CONSTRUCTION	JP
7	16.03.04	FOR CONSTRUCTION	JP
6	16.02.04	FOR CONSENT	LM/JP
5	04.09.03	QA REVIEW	LM
4	14.07.03	JOINTS AMENDED	LM
3	03.07.03	FOR CONSENT, TRENCHES	KH

© This drawing is protected by copyright
Discipline: **STRUCTURAL**
SINCLAIR KNIGHT MERZ 369 Ann Street
Brisbane QLD 4000 Australia
Sinclair Knight Merz Pty Ltd Telephone: (07) 3244 7100
ACN: 001 024 095 Facsimile: (07) 3244 7300

Title:
**HANGAR
SLAB ON GROUND PLAN
FINISHED SURFACE LEVELS**

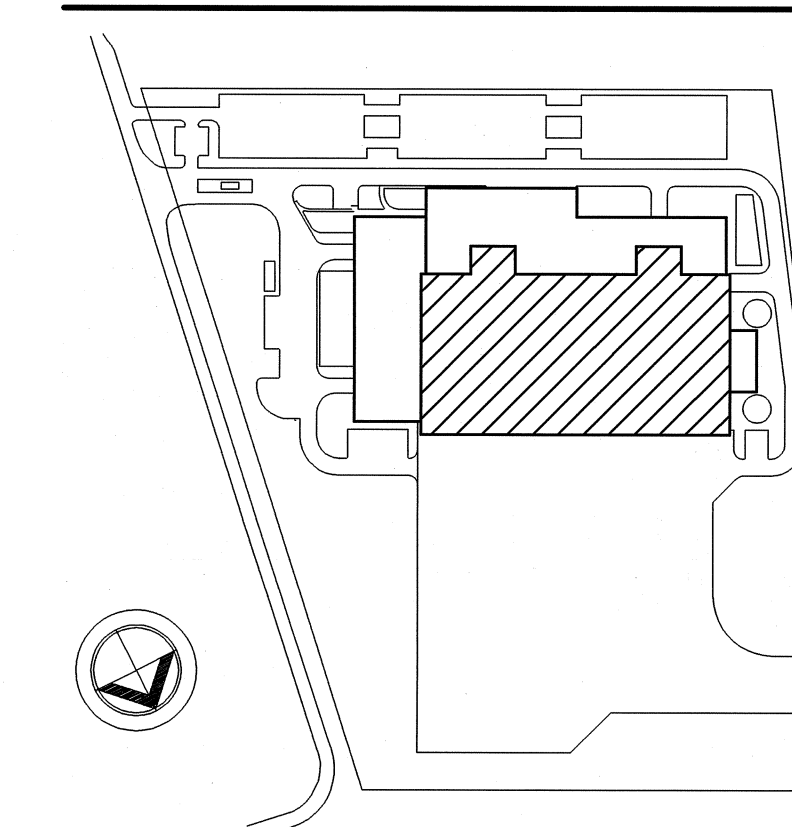
Drafted: DHB Drafting Check: KH
Designed: LM for BMo Design Review: LM for BMo
Reviewed Project Manager & Date: J.PEACH 20.05.03
Approved Project Director & Date: J.DUFFY 13.05.03
Scale at A0: 1:200
SKM Project Number: CI99515 Area Reference:

515-S-111
Drawing Status:
AS CONSTRUCTED



Client
QANTAS AIRWAYS LIMITED

Project:
**BRISBANE AIRPORT
HEAVY MAINTENANCE HANGAR**



**STRARCH MULTIPLEX
JOINT VENTURE**

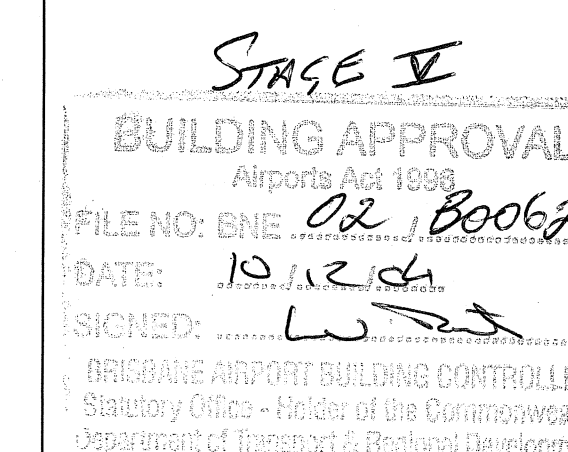
BRISBANE AIRPORT HEAVY MAINTENANCE HANGAR
DESIGN AND DOCUMENTATION

RESUBMITTED FOR FINAL CONSENT
/ FOR CONSTRUCTION

This drawing is issued by Multiplex Constructions Pty. Limited for progressive consent by Qantas Airways Limited for the following elements:
1. DESIGN CONCEPT
2. EQUIPMENT LOCATIONS
3.
4.

Multiplex Constructions Pty Ltd

Date



A	25/10/04	ISSUED FOR FINAL APPROVAL CONSTRUCTION ISSUE	MN
2	26/08/04	REVISED AS PER SKM DRAWING SIS-S-100 REV 16, TRENCH BETWEEN G14-16 AND Q REVISED TO SUIT #150 PIPE FOR APPROVAL	AM
1	2/08/04		JB
Rev	Date	Description	By
		Do not scale this drawing	

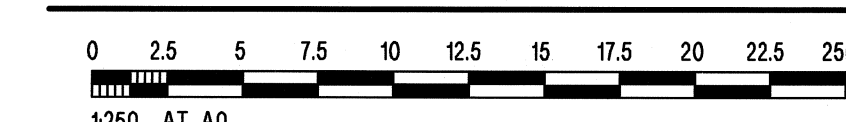
© This drawing is protected by copyright

Discipline: FIRE SERVICES



Chubb Fire Safety
Systems Division
1/1075 Beaudesert Road,
Archerfield QLD 4108
Tel: +61 (0)7 3246 3900
Fax: +61 (0)7 3246 3944
www.chubb.com.au

Title:
**MAIN HANGAR - OSCILLATING
MONITOR SERVICE TRENCH
AND PIPE LAYOUT**



Drawn By: JB
Scale at A0: 1:200
Date Drawn: AUGUST 2004
Checked By: JEB
Date Checked: AUGUST 2004

QA Document Control
CD Review:
Tender Review:
WD Review: JB

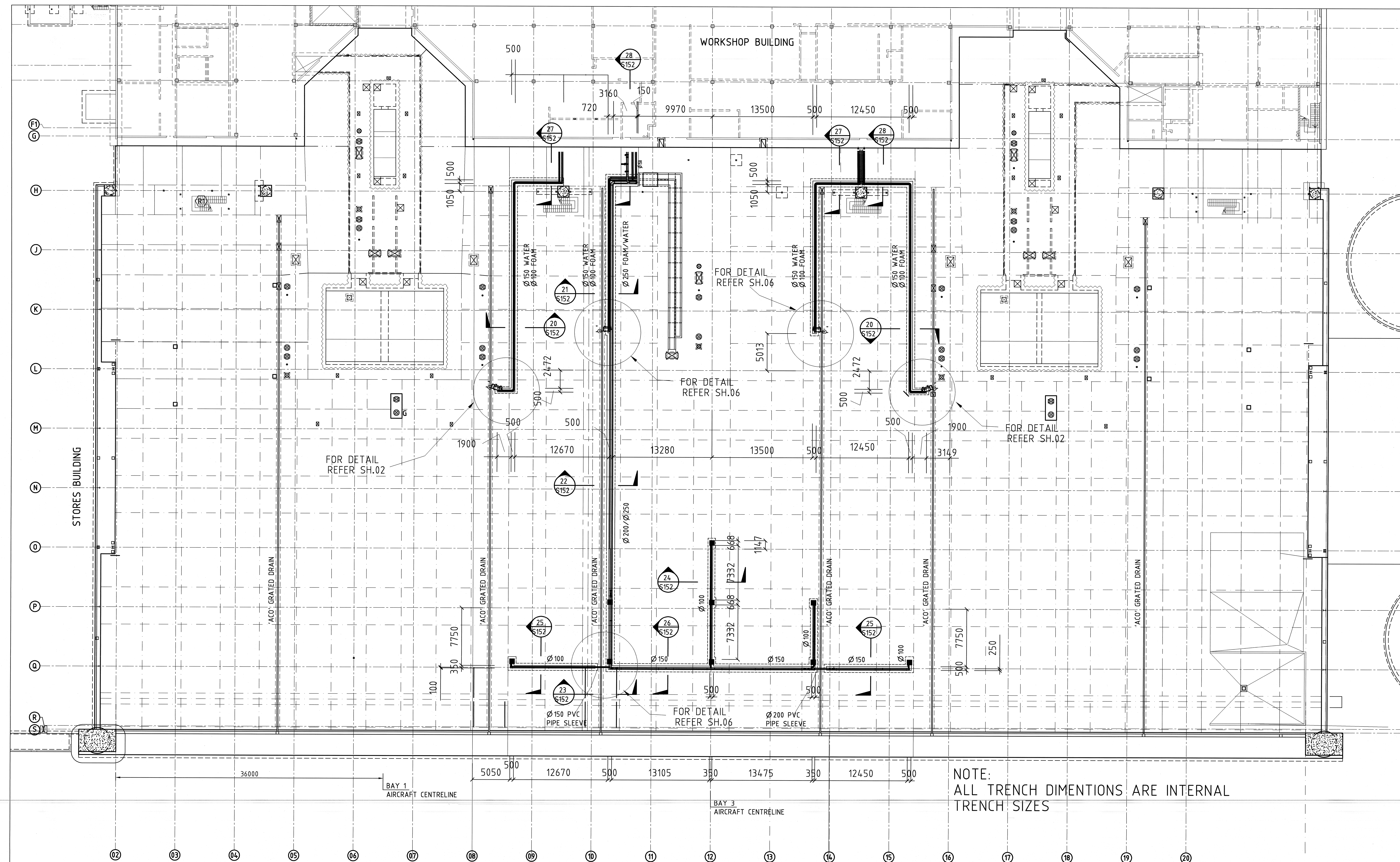
Project Number: 83103/QB001

Drawing Number: SH.07

Date: 23 NOV 2004

Revision: A

Drawing Status: CONSTRUCTION



PLAN - MONITOR TRENCH GENERAL ARRANGEMENT
1:200

Sinclair Knight Merz

369 Ann Street, Brisbane 4000

PO Box 246

Spring Hill QLD 4004 Australia

Tel: +61 7 3244 7100

Fax: +61 7 3244 7304

Web: www.skmconsulting.com

112



Multiplex Constructions
Main Myrtletown Road,
Brisbane Airport

7/04/2004

CI99515.107-INT-HYD\certificates\design certificate
2.doc

Attention : Mr Collin McVeigh

BRISBANE AIRPORT HEAVY MAINTENANCE FACILITY:-

HYDRAULIC DESIGN CERTIFICATE

Sinclair Knight Merz Pty Ltd (refer Section 3 Competent Person) certify the hydraulic building services elements described below have been designed in accordance with the Building Code of Australia 1996, AS3500 National Plumbing and Drainage Code and the Brisbane City Council's Trade Waste Policy.

1.0 Description of design components certified

Hydraulic services design associated with the Qantas Heavy Maintenance Facility designed and documented by Sinclair Knight Merz Pty Ltd. and referenced in Section 2 of this certificate including:

- Hangar undercarriage drainage.
- Hangar dock hydraulic services.
- House drainage and trade waste drainage and all drainage pumps.
- Hot and cold water reticulation.
- Roof water, storage tanks and reticulation for irrigation outlets.
- Sanitary plumbing.
- LP gas reticulation.
- Syphonic roof water system.



SKM

- Wastewater treatment plant for reuse of hangar wastewater.

General exclusions include but are not limited to:

- Special Wet Fire Services.
- Civil drainage.
- Site infrastructure.
- Landscape irrigation controllers and sprinklers.

2.0 Referenced Documentation

Hydraulic design drawings representing our design involvement in this project are listed on the attached hydraulic services drawing transmittal. This certification applies to the latest issue of each drawing in the attached transmittal.

3.0 Competent Person Details

Name : George Messinis competent Hydraulic Services Designer for Sinclair Knight Merz Pty Ltd.

BSA No. – 1005601

Member of the Association of Hydraulic Services Consultants (AHSCA)

Should you have any queries regarding this certificate please do not hesitate to contact the undersigned

Yours faithfully

George Messinis

Hydraulic Services Designer

SINCLAIR KNIGHT MERZ

Transmittal of documents

Project **BRISBANE AIRPORT HEAVY MAINTENANCE HANGAR**

Transmittal No. T-H-001 (Pg. - of -)

Project No **C199515**

To **Strarch - Multiplex JV.**

Address **Multiplex Site Office**

Main Myrtle town Road, Brisbane Airport

Attention **Colin McVeigh**

From **Sinclair Knight Merz Pty Ltd**

ACN 001 024 095

Address **369 Ann Street**

Brisbane QLD 4000

Contact **John Hellawell**

Phone **07 3244 7100**

The documents listed below are issued for your use as indicated in the reason for issue. All revisions supersede any previous revision of the same document. You are responsible for control of these documents within your organisation. If requested please confirm receipt of these documents by signing "receipt acknowledged" section and returning a copy to Sinclair Knight Merz.

TRANSMITTAL RECORD

Original - For Distribution	DAY	11	11	11	4	9	1	22	30	5	21	2	10	22		
Copy - Project file	MONTH	6	6	6	7	9	8	9	10	11	11	3	3	3		
Copy - Triplicate file	YEAR	03	03	03	03	03	03	03	03	03	03	04	04	04		

DRAWING No	DRAWING TITLE	F	F													
H000	Legend and notes								G			H				
HS01	Site Plan All services								I		J	K			M	
	DRAINAGE PLANS															
H001	GROUND FLOOR DRAINAGE PLAN PART 1	H	H					I	J	K		L	M			
H002	GROUND FLOOR DRAINAGE PLAN PART 2	H	H					I	J	K		L	M			
H003	GROUND FLOOR DRAINAGE PLAN PART 3	H	H					I	J	K		L	M			
H004	GROUND FLOOR DRAINAGE PLAN PART 4	G	G					H	I	J		K	L			
H005	GROUND FLOOR DRAINAGE PLAN PART 5	G	G					H	I	J		K	L	M		
H006	GROUND FLOOR DRAINAGE PLAN PART 6	H	H					I	J	K	++++	M				
H007	FIRST FLOOR DRAINAGE PLAN PART 1	G	G					H	I	J		K				
H008	FIRST FLOOR DRAINAGE PLAN PART 2	H	H					I	J	K		L				
	HOT, COLD WATER & GAS PLANS															
H101	GROUND FLOOR HOT, COLD WATER & GAS PLAN PART 1	G	G					H	I	J		K		L		
H102	GROUND FLOOR HOT, COLD WATER & GAS PLAN PART 2	G	G					H	I	J		K		L		
H103	GROUND FLOOR HOT, COLD WATER & GAS PLAN PART 3	G	G					H	I	J		K		L		
H104	GROUND FLOOR HOT, COLD WATER & GAS PLAN PART 4	G	G					H	I	J		K		L		
H105	GROUND FLOOR HOT, COLD WATER & GAS PLAN PART 5	G	G					H	I	J		K		L		
H106	GROUND FLOOR HOT, COLD WATER & GAS PLAN PART 6	G	G					H	I	J		K		L		
H107	FIRST FLOOR HOT, COLD WATER & GAS PLAN PART 1	G	G					H	I	J		K		L		
H108	FIRST FLOOR HOT, COLD WATER & GAS PLAN PART 2	G	G					H	I	J		K		L		
H201	ROOF PLAN ALL SERVICES	G	G					I	J		K	L				
H202	SYPHONIC ROOF DRAINAGE SCHEMATIC	F	F					G	H	I	J	K				
H301	COLD WATER AND GAS SCHEMATICS	D	D					E		F	G	H				
H302	HOT WATER SCHEMATICS	D	D					E		F	G	H				
H303	SANITARY SCHEMATICS	C	C					D		E	F					
H401	DETAIL SHEET	G	G					H		I	J					
SPECIFICATION	C1599515.106 REV 2							R2								

DISTRIBUTION LIST	NUMBER OF COPIES
MULTIPLEX P/L Att: Greg Dunn	
MULTIPLEX P/L Att: Colin McVeigh	3 A3 9 3 3 1/9 2 2 2 2 2 2
GEBERIT PTY LTD (AutoCAD plot files) Att: Christian Stauber	
Haysom Architects Att: Geoff Manifold	1
Brisbane City Council Att: Jim Graham	5

REASON FOR ISSUE	
A-Approval C-Construction I-Information T-Tender P-Prelimi CO Consent	C C C C C I CO CO Co Co Co Co Co
MEDIUM	
P-Print O-Original D-Disk R-Repo Other	P P P P P E P P P p P P p
METHOD	
O-Our messenger Y-Your messenger C-Courier M-Mail H-Hand F-Fax E-Email	C C C C C E C C C C C Y y

PROJECT MANAGER APPROVED	
Issued by (signed) Date	
(for Sinclair Knight Merz)	
Receipt Acknowledged For	+++date

128

SKM**CERTIFICATION FOR:** The Hangar Floor, Hangar Drainage and Apron**DESIGNER :** Sinclair Knight Merz**DATE :** 24/5/05**PROJECT :**

Qantas Heavy Maintenance Hangar 3
550 Main Myrtletown Road
Brisbane Airport Qld 4007
(RP 844114/L1)

This Design and Installation Certificate is given in relation to the Consultant Agreement entered into between Sinclair Knight Merz ("the Designer") and Multiplex Constructions Pty Ltd ("the D&C Contractor") for the above project

In accordance with the agreement, the Designer hereby certifies to the D&C Contractor that:

- The design provided for the Hangar Floor, Hangar Drainage and Apron Drainage, as depicted in the drawings, specifications, schedules and other documents prepared by the designer and issued to the Contractor, and marked "For Construction", satisfy the requirements of NFPA 409, in conjunction with the Fire Engineering Report and the Functional Design Brief, with the exception of the reduced floor pitch which has been varied as a requirement of the Client.
- The Hangar Floor, Hangar Drainage and Apron Drainage covered by the Designer's Inspection Reports comply with the intent of the design and specification. This certification is based on confidence gained during our audit site inspections during construction, and from the D&C Contractor's certification that, to the best of its knowledge, all defects and/or non-conformances issued to Multiplex in our Site Inspection Reports have been actioned.

Signed on behalf of Sinclair Knight Merz



John Hellawell
Principal, Sinclair Knight Merz

87

SKM

CERTIFICATION FOR : Hydraulic Services for

The workshop,
The hangar, apron and stores building
The hangar and stores building (excluding nominated design and construct subcontracts)
The pump room, guard house and other miscellaneous buildings

DESIGNER : Sinclair Knight Merz

DATE : 18/04/05

PROJECT :


Qantas Heavy Maintenance Hangar 3
550 Main Myrtletown Road
Brisbane Airport Qld 4007
(RP 844114/L1)

This Design and Installation Certificate is given in relation to the Consultant Agreement entered into between Sinclair Knight Merz ("the Designer") and Multiplex Constructions Pty Ltd ("the D&C Contractor") for the above project

In accordance with the agreement, the Designer hereby certifies to the D&C Contractor that

- The hydraulic design provided for the project as depicted in the drawings, specifications, schedules and other documents prepared by the designer and issued to the Contractor and marked "For Construction" satisfy the requirements of the Project Brief, the scope of Services, the Building Code of Australia, relevant laws, regulations, AS3500, and the requirements of relevant authorities and the Designer's obligations under the Agreement.
- Those hydraulic works covered by the Designer's Inspection Reports generally comply with the intent of the design and specification. This certification is based on confidence gained during our audit site inspections during construction, and from the D&C Contractor's certification that, to the best of its knowledge, all defects and/or non-conformances issued to Multiplex in our Site Inspection Reports have been actioned.

Signed on behalf of Sinclair Knight Merz


John Helliwell
Principal, Sinclair Knight Merz



Brisbane City

BRISBANE CITY COUNCIL

SEWERAGE/ON SITE SEWERAGE TREATMENT PLANT CLEARANCE CERTIFICATE

Development & Building Branch

BA no.

1214612

Date

13/5/05

Drainage Plan no.

281221

85

Any person connecting any rainwater downpipe or tank overflow to this Council sewer is liable to a penalty.

Owner's name and Premise Location

QUANTAS AIRWAY LTD
550 MAIN MYRTLETON RD
PINKENBA

Tenancy Details

HEAVY MAINT
1/10/05

	Yard	Grd Floor	1st	2nd	3rd	4th	5th	6th	7th	8th
100mm diameter drain metres										
150mm diameter drain metres										
Water closet pans		15	24							
Urinals		2	4							
Baths										
Showers		2	15							
Basins		10	14							
Sinks		4	8							
Wash tubs		10	5							
Washing machine										
Grease/Slit traps										
Combination fittings	Bath									
	Shower	3	15							
	Basin	10	14							
	Sink	4	8							
	Laundry	10	5							

	Yard	Grd Floor	1st	2nd	3rd	4th	5th	6th	7th	8th
Bib taps				10	10					
Hose taps	27									
Rillar taps		1								
Stop taps	24	60	40	30	8					
Water softeners										
Heaters, hot water system		1	1	6						
Garbage grinder										
Dish/Glass washer										
Mixing valve		8	26							
Backflow Prevention Device	1	2	11							
OIL SEPARATION	2									
FIRE FIGHTING PLANT	2									
FUMES EXHAUST	2									
SAFETY VALVES	6	3								
DRINKING FOUNTAIN	6	8								

Licensed person's name

P. SAUNDERS

Address

5/116 CROCKFORD ST

MORTIMER GATE

Postcode

This is to certify that the house drainage and plumbing and water plumbing has been executed in accordance with the with the Standard Sewerage and Standard Water Supply Law. This certificate is issued subject to the Standard Sewerage Law 21(h) and Standard Water Supply Laws.

Authorising officer's name

RAY MALKER

Signature and date per Manager

R. [Signature]

13/5/05

White - Owner's copy

Pink - Plumber's copy

Yellow - SCDC's copy

Green - Book copy

SKM**CERTIFICATION FOR : Civil Engineering for**

The hangar, apron and stores building civil works including apron roads and carparks and the civil stormwater

DESIGNER : Sinclair Knight Merz

DATE : 18/04/05

PROJECT :

Qantas Heavy Maintenance Hangar 3

550 Main Myrtletown Road

Brisbane Airport Qld 4007

(RP 844114/L1)


RECEIVED
10 MAY 2005
BY:.....

This Design Certificate is given in relation to the Consultant Agreement entered into between Sinclair Knight Merz (" the Designer") and Multiplex Constructions Pty Ltd ("the D&C Contractor") for the above project


In accordance with the agreement, the Designer hereby certifies to the D&C Contractor that:

- The civil design provided for the project as depicted in the drawings, specifications, schedules and other documents prepared by the designer and issued to the Contractor and marked "For Construction" satisfy the requirements of the Project Brief, the scope of Services, the Building Code of Australia, relevant laws, regulations, Australian Standards and Codes of Practice, and the requirements of relevant authorities and the Designers obligations under the Agreement.
- Those Civil works covered by the Designer's Inspection Reports generally comply with the intent of the design and specification. This certification is based on confidence gained during our audit site inspections during construction, and from the D&C Contractor's certification that, to the best of its knowledge, all defects and/or non-conformances issued to Multiplex in our Site Inspection Reports have been actioned.

Signed on behalf of Sinclair Knight Merz



Wayne Currey
Principal, Sinclair Knight Merz



Airport Environment Protection and Building Control Office

**Appointed by the Australian Government
Department of Transport and Regional Services**

Ref: BNE 02 B0062

BUILDING APPROVAL- STAGE V BUILDING PERMIT

Property details

Qantas Maintenance Hanger Base, Main Myrtletown Road, Brisbane Airport

Issued to

Developer or agent

Multiplex Constructions Pty Ltd
PO Box 7847 Waterfront Place
Brisbane Qld 4001

Attn: Bob Pearce

Contractor

Multiplex Constructions (Qld) Pty Ltd
PO Box 7847 Waterfront Place
Brisbane Qld 4001

Nature of work: Erect aircraft hangar and associated civil works. Stage V works consisting of architectural and services works as indicated on the referenced endorsed drawings.

Cost of building work Total Project Value \$70,000,000

List of documents

Drawing No	Revision	Drawing No	Revision	Drawing No	Revision
Architectus Drawings Project No QB001 Drawing No's					
A001	K	A002	I	A003	F
A201	AC	A202	AA	A203	Q
A204	R	A205	N	A206	M
A211	R	A212	P	A213	P
A215	L	A216	E	A221	L
A241	G	A242	A	A243	A
A244	B	A301	Q	A302	P
A303	H	A401	G	A402	G
A403	G	A404	G	A501	H
A502	H	A503	H	A504	F
A505	G	A506	F	A601	R
A611	R	A801	E	A802	F
A803	E	A807	E	A839	C
O'Donnell Griffin Drawings Project No BI004 Drawing No's					
E001	C	E002	D	E003	I
E006	G	E007	E	E011	F
E012	D	E013	F	E014	E
E015	E	E016	D	E017	E
E018	D	E019	E	E020	C
E024	E	E025	D	E26	E
E027	E	E028	D	E029	E
E030	D	E031	E	E032	C
E033	D	E035	C	E036	C
E037	C	E038	B	E038-01	A
E038-02	A	E038-03	A	E038-04	A
E061	D	E070	F	E071	F
E072	D				

List of documents continued

AE Smith Constructions Drawings Project No QB001 Drawing No's					
10020-01	F	10020-03	C	10020-05	C
10020-07	C	10020-08	B	10020-09	E
10020-10	E	10020-107	B	10020-11	D
10020-112	C	10020-113	C	10020-114	B
10020-115	C	10020-116	C	10020-117	C
10020-118	C	10020-12	8	10020-13	10
10020-14	10	10020-15	6	10020-16	6
10020-17	7	10020-18	5	10020-19	2
10020-20	2	10020-21	2	10020-22	2
10020-23	F	10020-24	1	10020-30	B
10020-31	2	10020-32	1	10020-33	6
Chubb Fire Safety Drawings Project No. 230670/QB001 Drawing No's					
FA.00	A	FA.01	A	FA.02	A
FA.03	A	FA.04	A	FA.05	A
FA.06	A	FA.07	A	FA.10	A
FA.11	A	FA.12	A	FA.13	A
FA.14	A	FA.15	A	FA.16	A
FA.19	A	FA.20	A		
Chubb Fire Safety Drawings Project No. 830103/QB001 Drawing No's					
FH.01	A	FH.02	A	FH.03	A
FH.04	A	FH.05	A	FH.06	A
FS.00	A	FS.01	A	FS.02	A
FS.03	A	FS.04	A	FS.05	A
FS.06	A	FS.07	A	FS.08	A
FS.09	A	FS.10	A	FS.11	A
FS.12	A	FS.13	A	FS.14	A
FS.15	A	FS.16	A	FS.17	A
MS.00	A	MS.01	A	MS.02	A
MS.03	A	MS.04	A	MS.05	A
MS.06	A	MS.07	A	MS.08	A
MS.09	A	MS.10	A	NP.01	A
NP.02	A	PE.01	A	PE.02	A
PE.03	A	PE.04	A	RM.01	A
RM.02	A	SH.01	A	SH.02	A
SH.03	A	SH.04	A	SH.05	A
SH.06	A	SH.07	A	SR.01	A
SR.02	A	SC.01	A	SC.02	A
SC.03	A	SC.04	A		

Proposed Use	A certificate of compliance is required to be issued by the Airport Building Controller upon completion of works.
---------------------	---

Airport Building Controller

Name:

s47F

Signature:

Date of issue of permit: 10 December 2004

See attachment for building approval conditions.

Building Approval Conditions. This permit is issued subject to the following conditions:
Note Any reference to Building Code of Australia is reference to Building Code of Australia 1996.

1. Any works done pursuant to this building approval shall comply with the Airports Act 1996 and the Airports (Building Control) Regulations 1996 and with any conditions or requirements imposed in accordance with the Act or Regulations. *Reason: Statutory*
2. All workmanship and materials to comply with the relevant Australian Standards. *Reason: To ensure compliance with relevant Standards.*
3. This building approval is for stage V work only consisting of architectural and services works as indicated on the referenced endorsed drawings

This approval must be read in conjunction with the stage II approval dated 10 February 2003, stage III approval dated 4 June 2003 and stage IV approval dated 3 November 2003.

The conditions forming part of the stage II, stage III and stage IV approvals apply as appropriate.

This staged approval and associated stamped endorsed drawings amend where appropriate the design detail contained in the approvals previously issued.

Reason: To ensure compliance with relevant Standards.

4. Mandatory Inspections
 - The structural engineers are required to inspect and certify the construction of all structural elements associated with the building activity. The extent of and timing of inspections is to be determined by the structural engineer.
 - The final inspection is to be undertaken by the Airport Building Controller and Aviation Rescue and Fire Fighting.

Reason: To ensure compliance with relevant Standards.

5. Plumbing and drainage design is subject to approval by Brisbane City Council. Notice of inspection must be given at the following stages of the plumbing and drainage work

- Under slab/underground drainage, rough-in and final plumbing pipework.

The plumbing and drainage inspections are to be undertaken by Brisbane City Council Plumbing and Drainage Department.

Reason: To ensure compliance with relevant Standards.

6. The building approval includes an Alternative Solution to meet the Performance Requirements of the Building Code of Australia. The

- Lincolne Scott Fire Engineering Report Ref QLBN307700/0/2 dated 4/11/04 as read with the Lincoln Scott letter dated 23 November 2004 as read with Lincoln Scott correspondence dated 8 December 2004(attached)
- McCarthy Consulting Group Pty Ltd Correspondence dated 28 April 2004 (attached)

address the Performance Requirements. **The conditions described in the Lincoln Scott Fire Report form part of this approval.**

Reason: To ensure compliance with relevant Standards.

7. The approval is subject to the following conditions. *Reason: To ensure compliance with relevant Standards.*
 - a) Electrical work must be carried out in accordance with the requirements of AS 3000.
 - b) Any penetrations of building elements with a fire resistance level are to be treated to maintain the fire resistance level of the particular element being penetrated.

- c) Details of the wall and glazing systems provided to achieve required fire resistance levels including appropriate test results to be presented to the Airport Building Controller for assessment and approval.
- d) Construction materials and finishes must comply with early hazard index requirements of Specification C1.10/C1.10a of the Building Code of Australia.
- e) All door hardware shall comply with Deemed-to-Satisfy clause D2.21 of the Building Code of Australia.
- f) Where required by the provisions of Building Code of Australia Deemed-to-Satisfy clause F2.5 doors to sanitary compartments must be readily removable from the outside of the compartment.
- g) Stair and balustrade design must comply with Section D, clauses D2.13 to D2.17 of the Building Code of Australia.
- h) Stairs walkways or ladders giving access to plant rooms, roofs and the like must comply with the requirements of AS 1657.
- i) All glazing shall be designed to meet the requirements of AS 1288/AS 2047.
- j) The provision of locking mechanisms, lighting, indicator lamps and alarms in the cold rooms must meet the requirements of Building Code of Australia Deemed-to-Satisfy clause G1.12.
- k) Water proofing of wet areas must be installed to the requirements of Part F, F1.7 of the Building Code of Australia and AS 3740.
- l) The installation of the paint spray booth will satisfy the requirements of the Building Code deemed to satisfy clause Qld H106.
- m) Any services or equipment such as electric meters or telecommunication boards incorporated in a required exit or corridor to be
 - enclosed by non-combustible construction or
 - a fire protective covering
 - with doorways or openings suitably sealed against smoke spreading from the enclosure.As per requirements of Building Code deemed to satisfy clause D2.7.
- n) Gates in perimeter road are to be fitted with a locking system to be agreed with Aviation Rescue and Fire Fighting.
- o) Internal hydrants are to be provided with British Instantaneous adaptors to suit Queensland round thread.
- p) Doors in internal walls with a fire resisting level to be fitted with signage to satisfy the requirements of Building Code deemed to satisfy clause D2.23.
- q) Th lift installations shall as appropriate comply with the requirements of Part E 3 of the Building Code of Australia.
- r) A structural design certificate and structural design detail shall be provided to the Airport Building Controller for assessment and approval confirming the balustrades satisfies the requirements of the relevant structural requirements of Building Code.
- s) A structural design certificate and structural design details shall be provided to the Airport Building Controller for assessment and approval for the water storage tanks including footings confirming the design satisfies the requirements of the relevant structural requirements of Building Code.

- t) The hangar door should
 - be capable of being readily unlocked and
 - be capable of being opened by a tug.
 - u) In relation to the Building Code of Australia requirements for access and facilities for persons with disabilities the following conditions apply.
 - i. Access suitable for disabled persons shall be provided from/to
 - the allotment boundary
 - the accessible car parking spaces
 - any adjacent and associated accessible buildings
 - ii. The access shall meet the requirements of Building Code of Australia and AS 1428.1.
 - iii. Tactile indicators shall be provided at the buildings to meet requirements of Building Code of Australia and AS 1428.4.
 - iv. Access signage shall be provided in accordance with Deemed-to-Satisfy clause D3.6 of the Building Code of Australia.
 - v. The clear unobstructed width of doorways to required accessible areas of the building shall be not less than 800mm.
 - vi. The design of toilet facilities for persons with disabilities shall meet the requirements of AS 1428.1.
 - vii. The door to the PWD toilet must be designed to be capable of being removed from outside the room.
 - viii. Glazing shall be identified to satisfy the requirements of AS1428.1.
8. Prior to issue of a Certificate of Compliance for Occupancy/Use the following documents must be submitted to the Airport Building Controller: *Reason: To ensure compliance with relevant Standards and the Airport Lessee Company Consent.*
- a) A letter from the applicant requesting the Airport Building Controller for final inspection and issue of certificate of compliance
 - b) A letter from Brisbane Airport Corporation stating that a final inspection was carried out and that the works completed are to the Corporation's satisfaction.
 - c) A certificate from a Registered Practicing Structural Engineer stating that all structural components of the building have been inspected and installed in accordance with all relevant Australian design codes.
 - d) A certificate from the piling design and inspection engineer confirming the piling installation is in accordance with design criteria and all relevant design codes.
 - e) A certificate from a licensed surveyor stating that the building is sited in accordance with the approved plans.
 - f) A certificate from the electrical services engineer/contractor stating that all wiring installations were carried out in accordance with AS 3000.
 - g) A certificate from the electrical services engineer/contractor stating that the emergency and exit lights have been installed in accordance with AS 2293 and the Building Code of Australia.
 - h) A letter from the fire services engineer/contractor stating that the fire and detection system complies with AS 1670 and the Building Code of Australia and the Lincolne Scott Fire Engineering Report Ref QLBN307700/0/2 dated 4/11/04

- i) A certificate from the hydraulic services engineer/contractor stating that the sprinkler installation is in accordance with AS 2118 and the Building Code of Australia and the Lincolne Scott Fire Engineering Report Ref QLBN307700/0/2 dated 4/11/04
- j) A letter from the fire services engineer/contractor stating that the fire services installed in the hangar are installed as per the standards detailed in the design documentation and the Lincolne Scott Fire Engineering Report Ref QLBN307700/0/2 dated 4/11/04
- k) A certificate from the hydraulic services engineer/contractor stating that the fire hydrant installation is in accordance with AS 2419.1 and the Building Code of Australia.
- l) A certificate from the hydraulic services engineer/contractor stating that the fire hose reel installation is in accordance with AS 2441 and the Building Code of Australia.
- m) A letter from the hydraulic services engineer/contractor confirming the works associated with the installation of the plumbing and drainage works including building stormwater drainage have been undertaken in accordance with the requirements of AS 3500.
- n) A letter from the fire services engineer/contractor stating the installation of portable fire extinguishers is in accordance with the requirements of AS 2444 and the Lincolne Scott Fire Engineering Report Ref QLBN307700/0/2 dated 4/11/04
- o) A letter from the mechanical services engineer/contractor stating that the system installed in the building was carried out in accordance with AS 1668.2 and Building Code of Australia.
- p) A letter from the fire engineer stating that a final inspection of the building has been carried out and are satisfied that recommendations of the Lincolne Scott Fire Engineering Report Ref QLBN307700/0/2 dated 4/11/04 have been addressed.
- q) A letter from the engineer/contractor confirming the installation of the hangar floor, hangar floor drainage and apron satisfy the intent of NFPA 409.
- r) A letter for the contractor stating the installation of the paint spray booth satisfies the requirements of the Building Code deemed to satisfy clause Qld H106.
- s) A letter from the contractor stating method of preventing falls from roofs. Certification of installed systems should be provided as appropriate.
- t) A letter from the glazing contractor stating that all the glazing has been supplied and installed in accordance with the requirements of AS 1170/AS 1288/AS 2047.
- u) A works completed certificate (or equivalent) from the Water and Sewerage Authority. (Brisbane City Council)
- v) A letter from the fire rated plasterboard contractor stating that the fire rated partitioned walls/ceiling systems were installed to manufacturers specifications (also include the manufactures wall systems details).
- w) A letter from the contractors stating that the penetrations of the elements with a fire resistance level were fire sealed in accordance with manufacturers specifications.
- x) A certificate from the fire door contractor for the fire doors located throughout the building. This certificate should schedule door locations, list relevant test report references.
- y) A certificate from the wet seal contractor confirming all wet areas are waterproofed as per requirements of Part F, F1.7 of the Building Code of Australia.
- z) Certificates as necessary confirming construction materials, finishes and attachments comply with the early hazard index requirements of Specification C1.10/C10a of the Building Code of Australia.

- aa) A certificate from the lift supplier/installer stating the lifts and or escalators have been installed in accordance with AS 1735.
- bb) A letter from the design consultants/conytractor stating that the works associated with civil stormwater installation were designed and installed in accordance with the relevant specifications, codes and approved documents.
- cc) A letter from the civil consultant/contractor stating that the civil works including associated with the hangar including aprons roads and carparks were carried out in accordance with the relevant specifications, codes and approved documents.

Other Issues

1. Under section 2.19 of the Airports (Building Control) Regulations the building approval has effect from the time it is granted until the end of 3 years after the grant.
2. Under the Airports (Building Control) Regulations the applicant for the approval may make application to the Administrative Appeals Tribunal to have the decision of the Airports Building Controller to impose a condition on a building approval reviewed.
3. Two sets of "as constructed" plans are to be provided to the Airport Building Controller a minimum of six months from the time of issue of the Certificate of Compliance.